

LOC	DIST	REVISIONS					
		P	LTR	DESCRIPTION	DATE	DWN	APVD
A1	-		A1	ECR-12-009609	25MAY2012	BM	LB

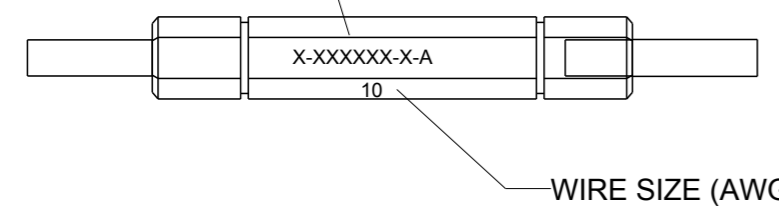
# THE GAUGE PACKAGE CONSISTS OF:

ITEM	QTY	DESCRIPTION	PART-NO.
1	1	WIRE/SLIP GAUGE, HANDTOOL	X-XXXXXX-X
2	1	BOX	523225-3
3	1	CERTIFICATE OF CALIBRATION	GAUGE SPECIFIC

LABELING OF THE GAUGE:  
THE VALUES ARE FOR EXAMPLE ONLY!


EACH VIEW OF THE GAUGE IS SHOWN AT A ROTATION OF 60 DEGREES

TE-PART-NO.+REVISION




WIRE GO SIZE (GREEN)

WIRE NO-GO SIZE (RED)




054159

CERTIFICATE-NO.



39/08

DATE OF MANUFACTUR  
WEEK-NO./YEAR



THIS DRAWING IS A CONTROLLED DOCUMENT.		DWN <b>B.MUTH</b>	27SEP2011		TE Connectivity	
DIMENSIONS: <b>INCH</b>		CHK <b>L.BAUER</b>	27SEP2011		NAME <b>GAUGE PACKAGE, OVERVIEW PRUEFLEHRE PACKUNG, UEBERSICHT</b>	
TOLERANCES UNLESS OTHERWISE SPECIFIED:		APVD <b>B.MUTH</b>	27SEP2011	PRODUCT SPEC -		
0 PLC ±-		APPLICATION SPEC -		SIZE <b>A3</b>		
1 PLC ±-		WEIGHT -		CAGE CODE <b>00779</b>		RESTRICTED TO -
2 PLC ±-		CUSTOMER DRAWING		DRAWING NO <b>1-523763-0</b>		
3 PLC ±-		SCALE <b>5:1</b>		SHEET <b>1</b> OF <b>1</b>		REV <b>A1</b>
4 PLC ±-						
ANGLES ±1°						
MATERIAL -						
FINISH -						