



# TAI-SAW TECHNOLOGY CO., LTD.

No. 3, Industrial 2nd Rd., Ping-Chen Industrial District,  
Taoyuan, 324, Taiwan, R.O.C.

TEL: 886-3-4690038 FAX: 886-3-4697532

E-mail: [tstsales@mail.taisaw.com](mailto:tstsales@mail.taisaw.com) Web: [www.taisaw.com](http://www.taisaw.com)

## Product Specifications Approval Sheet

Product Name: SAW Filter 2332.5MHz (BW 25MHz) SMD 3.0×3.0mm

TST Parts No.:TA2311A (This part is compliant with AEC-Q200)

Customer Parts No.: \_\_\_\_\_

Customer signature required
Company: _____
Division: _____
Approved by : _____
Date: _____

Checked by: \_\_\_\_\_ Michael Yang *Michael*

Approval by: \_\_\_\_\_ Andy Yu *Andy Yu*

Date: \_\_\_\_\_ 11/15/2017

1. Customer signed back is required before TST can proceed with sample build and receive orders.
2. Orders received without customer signed back will be regarded as agreement on the specifications.
3. Any specifications changes must be approved upon by both parties and a new revision of specifications shall be released to reflect the changes



# TAI-SAW TECHNOLOGY CO., LTD.

No. 3, Industrial 2nd Rd., Ping-Chen Industrial District,  
Taoyuan, 324, Taiwan, R.O.C.

TEL: 886-3-4690038 FAX: 886-3-4697532

E-mail: [tstsales@mail.taisaw.com](mailto:tstsales@mail.taisaw.com) Web: [www.taisaw.com](http://www.taisaw.com)

## SAW Filter 2332.5 MHz(BW 25MHz) SMD 3.0×3.0mm

MODEL NO.: TA2311A

REV. 1.0

### A. MAXIMUM RATING:

1. Input Power Level: 10 dBm
2. DC Voltage : 3V
3. Operating Temperature: -40°C to +105°C
4. Storage Temperature: -40°C to +105°C
5. Moisture Sensitive Level (MSL): Level 1

RoHS Compliant  
Lead free  
Lead-free soldering

Electrostatic Sensitive Device (ESD)

### B. ELECTRICAL CHARACTERISTICS:

AEC-Q200

Terminating source impedance :  $Z_s = 50 \Omega$

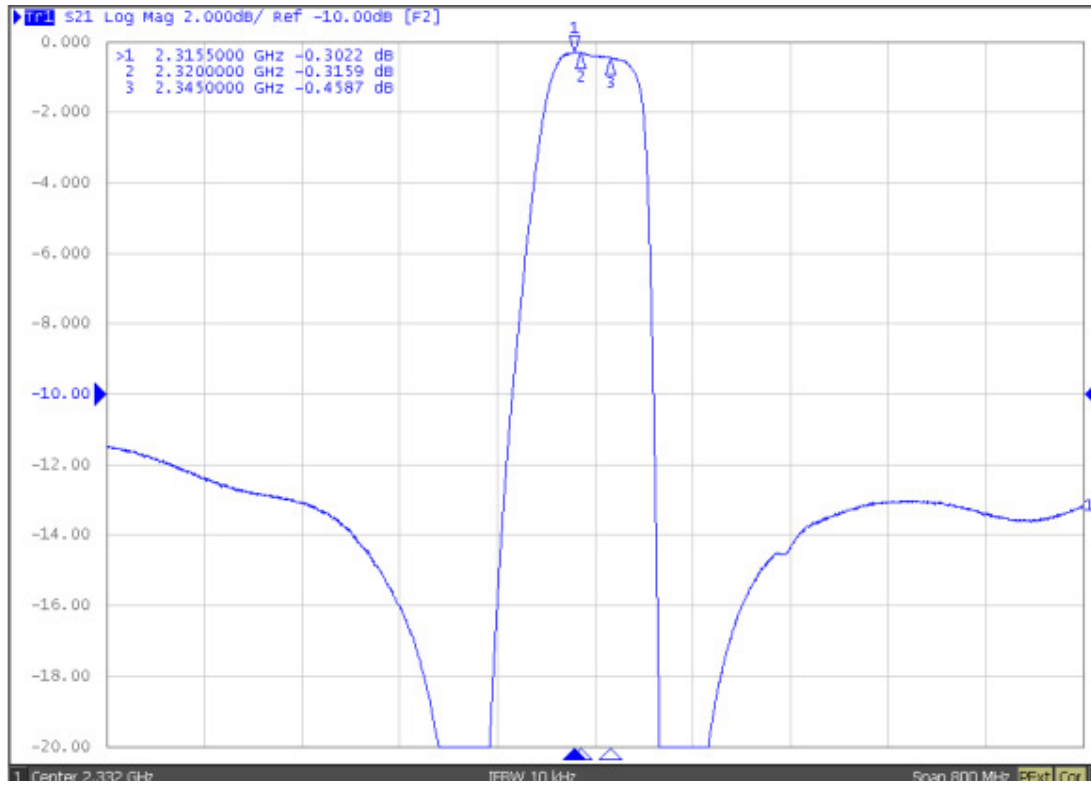
Terminating load impedance :  $Z_L = 50 \Omega$

Item	Unit	Min.	Typ.(1)	Max.
<b>Center Frequency</b>	MHz	-	2332.5	-
<b>Insertion Loss</b> (2320~2345 MHz)	dB	-	0.45	0.6 <sup>1)</sup>
<b>Insertion Loss</b> (2320~2345 MHz)	dB	-	0.45	0.63
<b>Amplitude ripple</b> (2320~2345 MHz)	dB	-	0.12	0.35
<b>VSWR</b> (2320~2345 MHz)	-	-	1.3	1.5
<b>Attenuation</b>				
698 ~ 894 MHz	dB	9	10.3	-
1710 ~ 1750 MHz	dB	9.5	10.3	-
1850 ~ 1990 MHz	dB	10.5	11.3	-
2400 ~ 2484 MHz	dB	8	14	-
2496 ~ 2690 MHz	dB	12	13.5	-
3400 ~ 3500 MHz	dB	12	13.5	-
<b>Temperature Coefficient</b>	ppm/K	-	-36	-

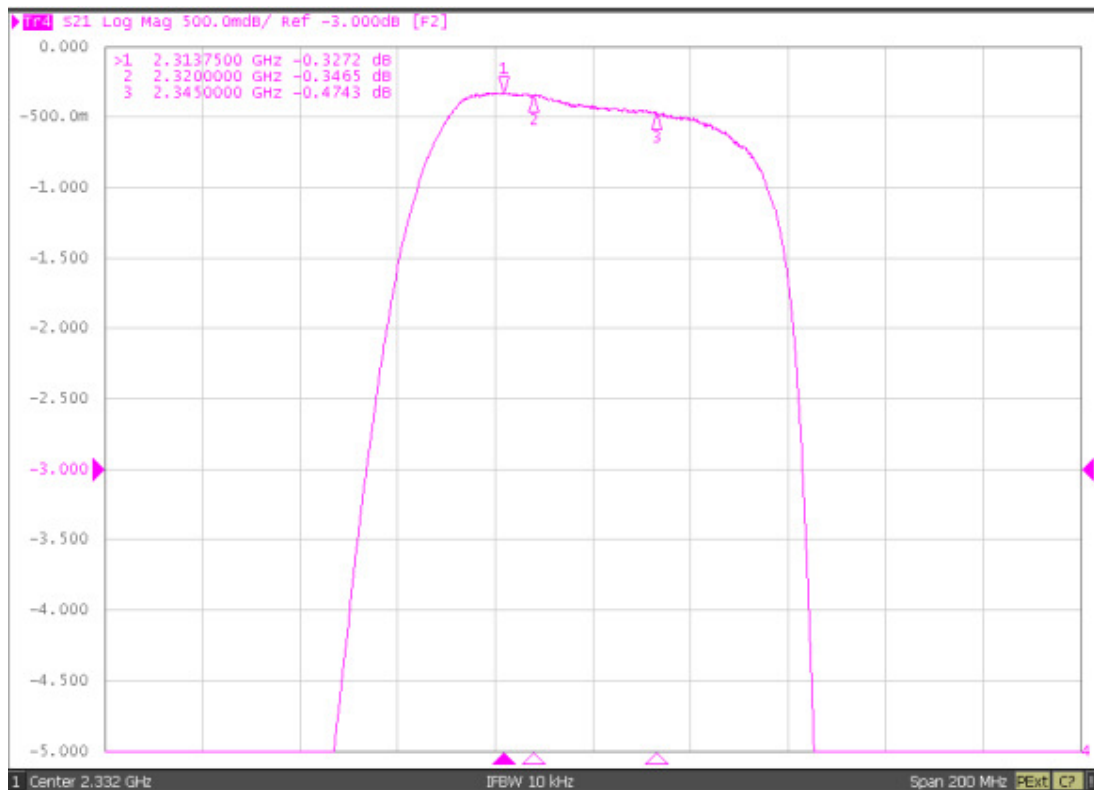
1) 0.6dB for 25°C

### C. Frequency Characteristics:

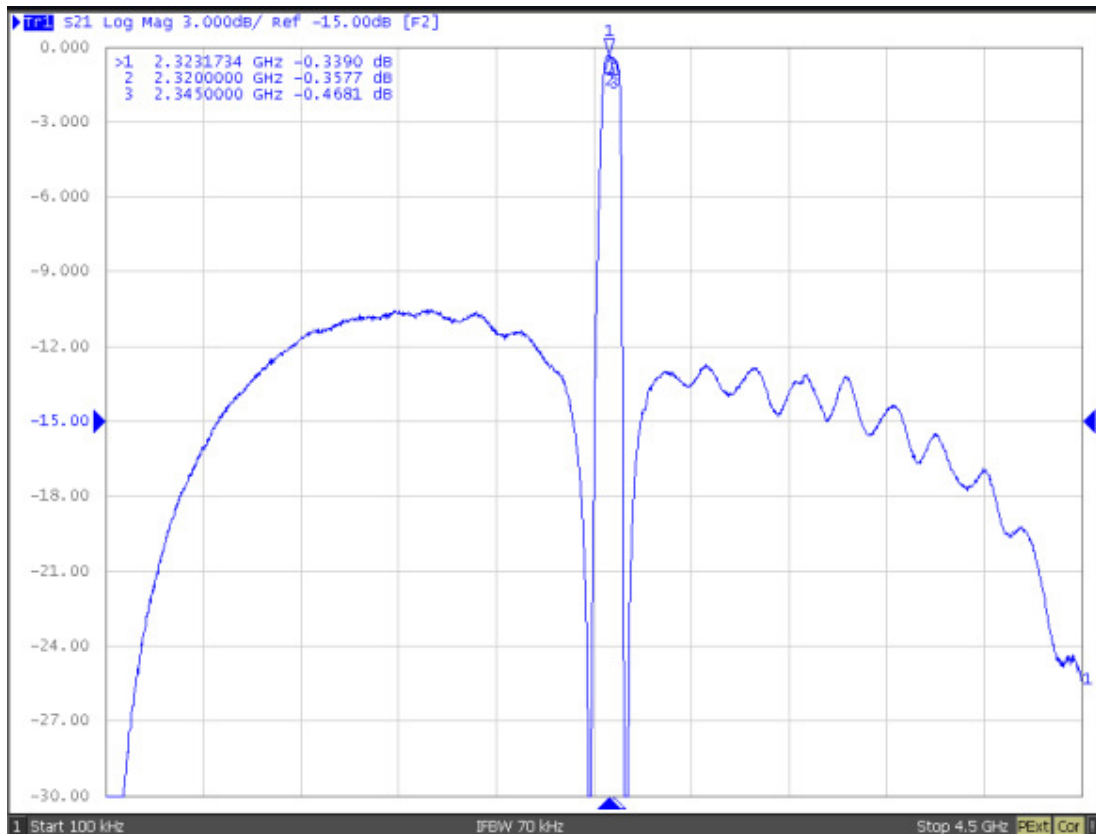
S21 : Span 800 MHz



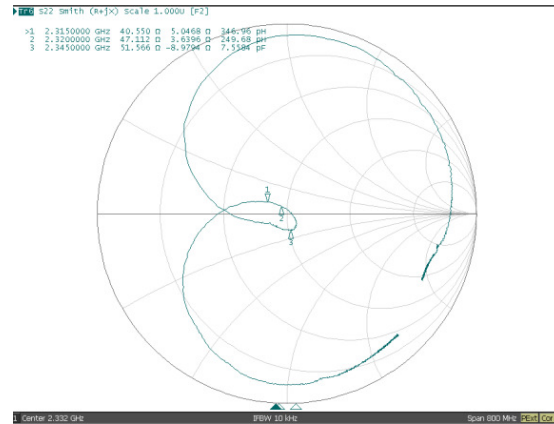
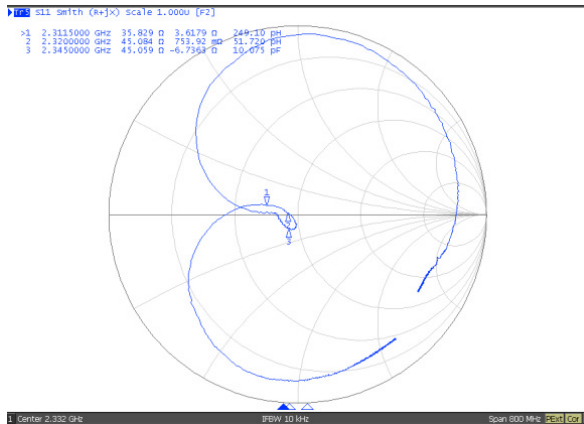
S21 : Span 200 MHz



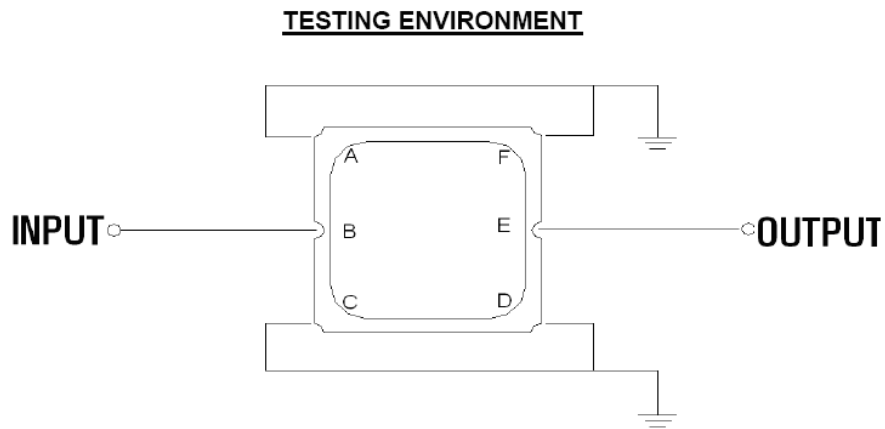
**S21 : Span 4.5 GHz**



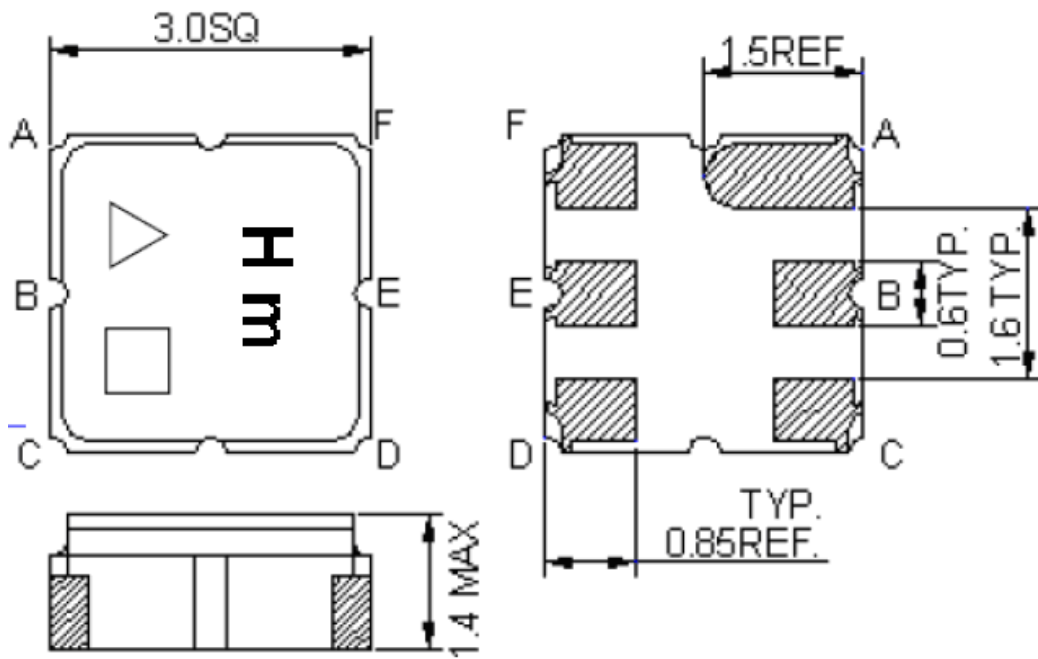
**S11/S22 : Span 800 MHz**



**D. MEASUREMENT CIRCUIT:**



**E. OUTLINE DRAWING:**

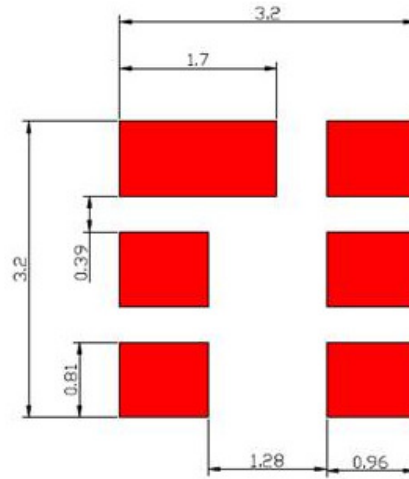


△ : Year Code (2009->9, 2010->0, ..., 2018->8)

□ : Date Code (Follow the table from planner each year)

WK01	WK02	WK03	WK04	WK05	WK06	WK07	WK08	WK09	WK10	WK11	WK12	WK13
A	B	C	D	E	F	G	H	I	J	K	L	M
WK14	WK15	WK16	WK17	WK18	WK19	WK20	WK21	WK22	WK23	WK24	WK25	WK26
N	O	P	Q	R	S	T	U	V	W	X	Y	Z
WK27	WK28	WK29	WK30	WK31	WK32	WK33	WK34	WK35	WK36	WK37	WK38	WK39
a	b	c	d	e	f	g	h	i	j	k	l	m
WK40	WK41	WK42	WK43	WK44	WK45	WK46	WK47	WK48	WK49	WK50	WK51	WK52
n	o	p	q	r	s	t	u	v	w	x	y	z

## F. PCB Footprint



## G. PACKING:

### 1. REEL DIMENSION

(Please refer to FR-75D10 for packing quantity)

