

CGA3E2X8R1E104K080AE



**TDK item description** CGA3E2X8R1E104KT\*\*\*S

**Applications** Automotive Grade

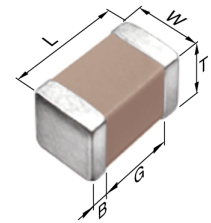
**Feature** High Temperature Application

Soft Termination

AEC-Q200

**Series** CGA3(1608) [EIA 0603]

**Status** Production



Dimensions in mm

Size	
Length(L)	1.60mm +0.20,-0.10mm
Width(W)	0.80mm +0.15,-0.10mm
Thickness(T)	0.80mm +0.15,-0.10mm
Terminal Width(B)	0.20mm Min.
Terminal Spacing(G)	0.30mm Min.
Recommended Land Pattern (PA)	0.70mm to 1.00mm(Flow Soldering)
	0.60mm to 0.80mm(Reflow Soldering)
Recommended Land Pattern (PB)	0.80mm to 1.00mm(Flow Soldering)
	0.60mm to 0.80mm(Reflow Soldering)
Recommended Land Pattern (PC)	0.60mm to 0.80mm(Flow Soldering)
	0.60mm to 0.80mm(Reflow Soldering)

Electrical Characteristics	
Capacitance	100nF ±10%
Rated Voltage	25VDC
Temperature Characteristic	X8R(±15%)
Dissipation Factor (Max.)	3%
Insulation Resistance (Min.)	5000MΩ

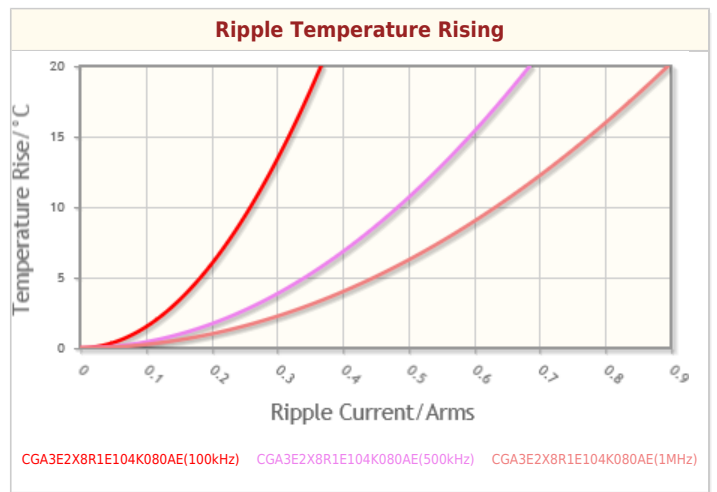
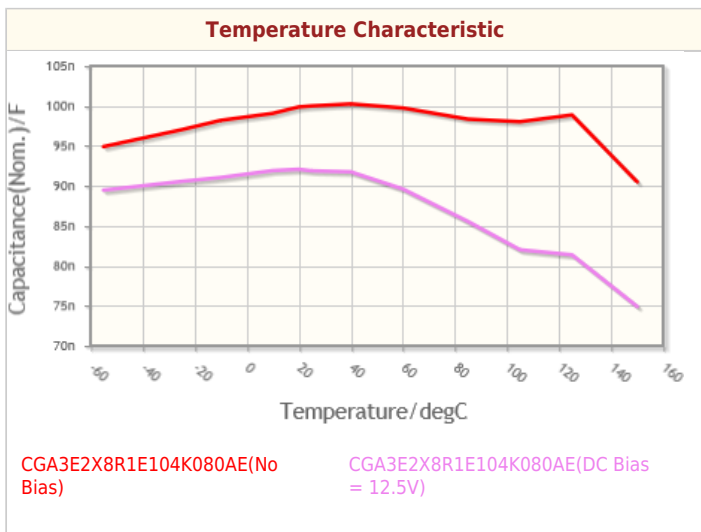
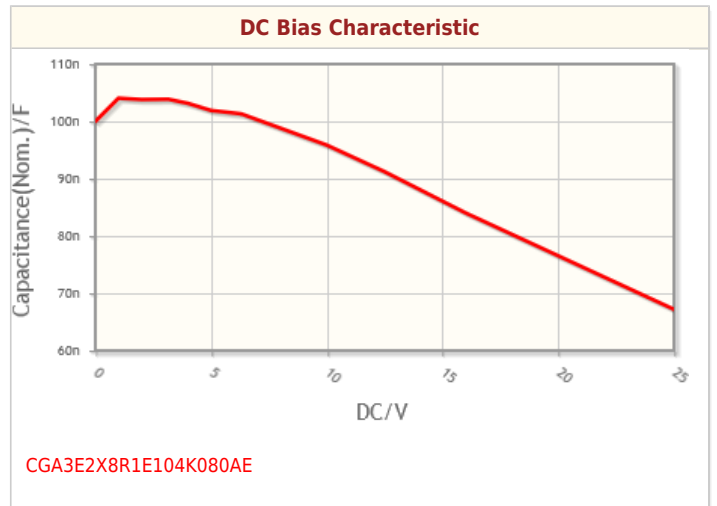
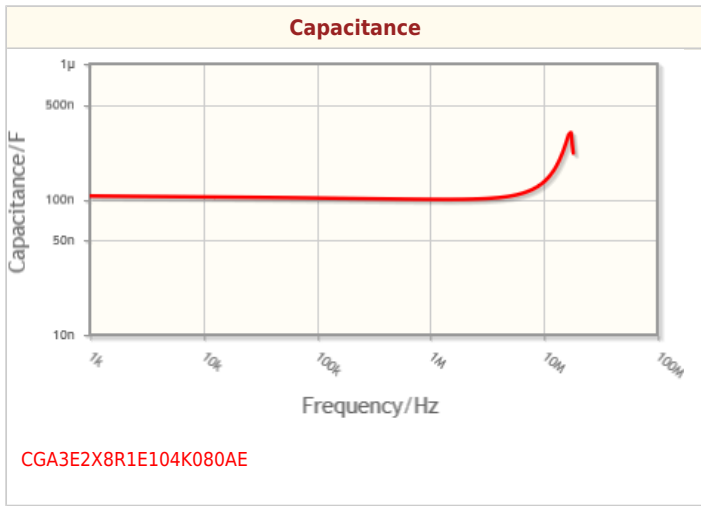
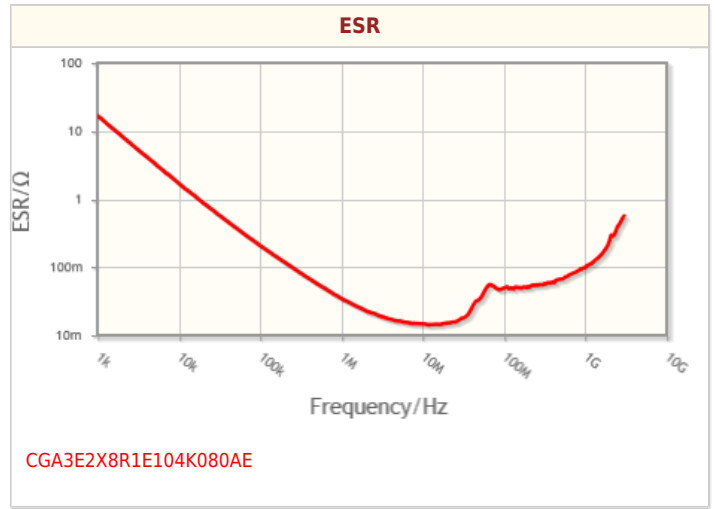
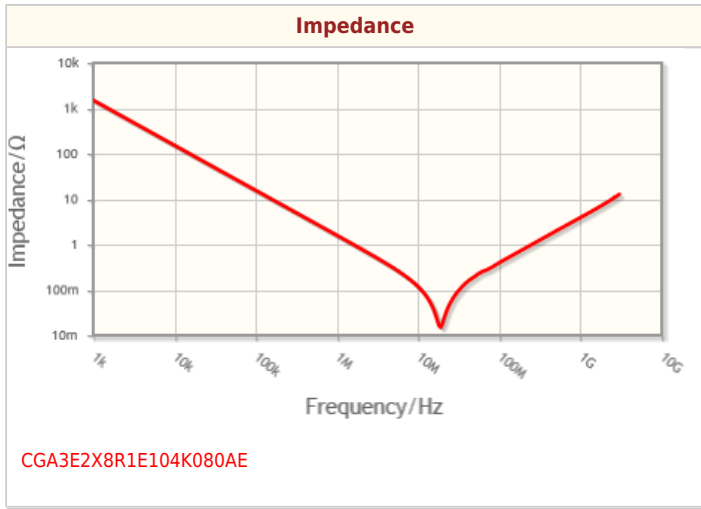
Other	
Soldering Method	Wave (Flow)
	Reflow
AEC-Q200	Yes
Packing	Punched (Paper)Taping [180mm Reel]
Package Quantity	4000pcs

! Images are for reference only and show exemplary products.  
! This PDF document was created based on the data listed on the TDK Corporation website.  
! All specifications are subject to change without notice.

CGA3E2X8R1E104K080AE



Characteristic Graphs(This is reference data, and does not guarantee the products characteristics.)



! Images are for reference only and show exemplary products.  
! This PDF document was created based on the data listed on the TDK Corporation website.  
! All specifications are subject to change without notice.



## Associated Images

