

CDM22011-600LRFP

TO-220FP



600V, 11A N-Channel UltraMOS™ Power MOSFET in the TO-220FP package

Central Semiconductor's **CDM22011-600LRFP** is a 600 volt N-Channel MOSFET designed for high voltage, fast switching applications such as Power Factor Correction (PFC), lighting, and power inverters. This MOSFET combines high voltage capability with ultra low $r_{DS(ON)}$, low threshold voltage, and low gate charge for optimal efficiency.

Features:

- High voltage capability
- Low gate charge
- Ultra low $r_{DS(ON)}$

Applications:

- Power Factor Correction (PFC)
- Alternative energy inverters
- Solid State Lighting (SSL)


Benefits:

- Energy efficiency
- High power density

Also available:

Surface Mount 600V Low $r_{DS(ON)}$ MOSFETs

CDM4-600LR
(4A, N-Channel)



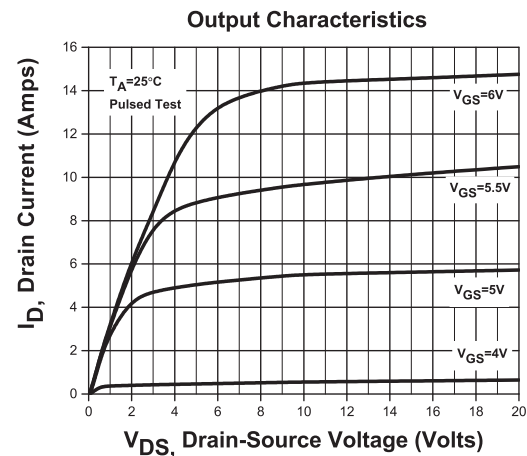
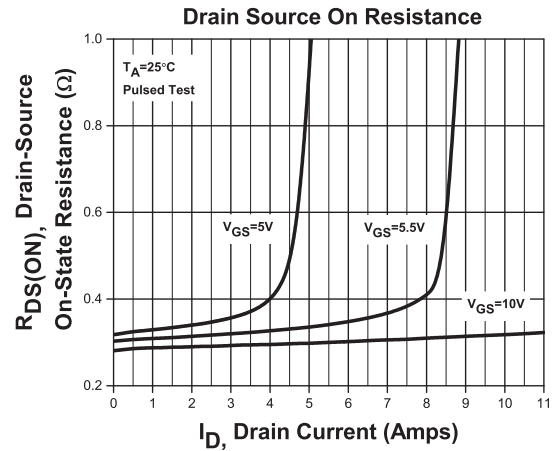
DPAK package

CDM7-600LR
(7A, N-Channel)



www.centrasemi.com/UltraMOS

Typical Electrical Characteristics



Maximum Ratings ($T_A = 25^\circ\text{C}$ unless otherwise noted)				Electrical Characteristics: ($T_A = 25^\circ\text{C}$ unless otherwise noted)										
I_D (A)	P_D (W)	T_J, T_{stg} ($^\circ\text{C}$)	Θ_{JA} ($^\circ\text{C}/\text{W}$)	BV_{DSS} (V)	$V_{GS(th)}$ (V)			$r_{DS(ON)}$ (Ω)		@ V_{GS} (V)	@ I_D (A)	Q_{gs} (nC)	C_{iss} (pF)	C_{rss} (pF)
MAX	MAX	MAX	MAX	MIN	MIN	TYP	MAX	TYP	MAX			TYP	TYP	TYP
11	25	-55 to +150	120	600	2.0	3.09	4.0	0.30	0.36	10	5.5	4.45	763	2.76

Services:

- Bonded Inventory
- Custom Electrical Screening
- Custom Electrical Characteristic Curves
- SPICE Models
- Custom Packaging
- Package Base Options
- Custom Device Development/ Multi Discrete Modules (MDM™)

Weblink/Samples:



For more information or to request samples visit:

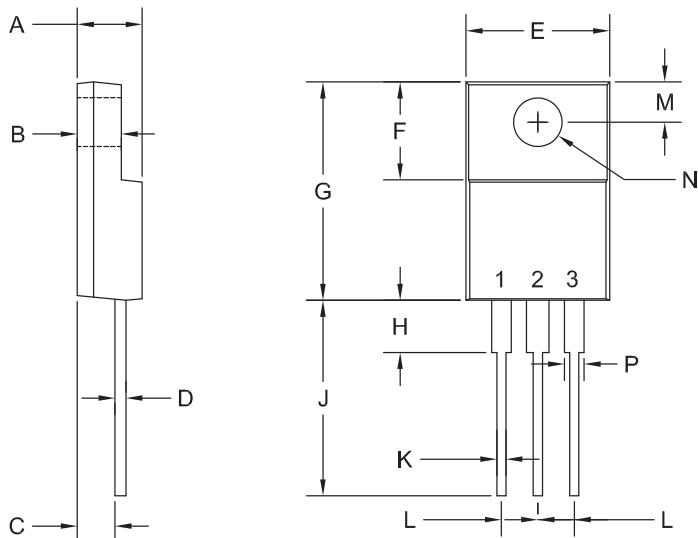


www.centrasemi.com/info/UltraMOS

CDM22011-600LRFP

600V, 11A N-Channel UltraMOS™ Power MOSFET in the TO-220FP package

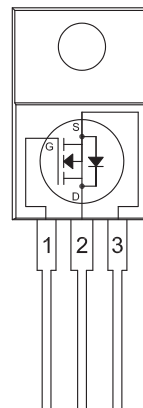
Mechanical Drawing - TO-220FP



SYMBOL	DIMENSIONS			
	INCHES		MILLIMETERS	
	MIN	MAX	MIN	MAX
A	0.165	0.202	4.20	5.12
B	0.090	0.130	2.30	3.30
C	0.098	0.122	2.50	3.10
D	-	0.031	-	0.80
E	0.382	0.418	9.70	10.63
F	0.238	0.276	6.06	7.00
G	0.583	0.640	14.80	16.25
H	-	0.161	-	4.10
J	0.506	0.543	12.85	13.80
K	0.020	0.031	0.50	0.79
L	0.100		2.54	
M	0.120	0.140	3.05	3.55
N (DIA)	0.116	0.134	2.95	3.40
P	0.039	0.058	1.00	1.47

TO-220FP (REV: R4)

Pinout



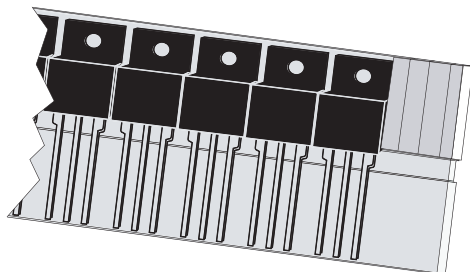
LEAD CODE:

- 1) Gate
- 2) Drain
- 3) Source

MARKING CODE:

Full Part Number

Sleeve Packaging



Packaging Base / Ordering Information

Sleeve (Suffix SL)	Quantity	Central Item No.
	50	CDM22011-600LRFP SL

e-newsletter

Stay up to date on Central's latest new products:

Subscribe to Central's eNewsletter



Rethink the Possibilities
Discretes do Matter™

www.centalsemi.com

Any Questions?
(631) 435-1110 or visit:
www.centalsemi.com/justask

Just Ask

145 Adams Avenue • Hauppauge • New York • 11788 • USA • Tel:(631) 435-1110 • Fax:(631) 435-1824

PB CDM22011-600LRFP