

Pin Assignments

Pin#	1	+5V
	2	NC
	3	Output
	4	0V
	5	Input (+)
	6	Input (-)

Mounting Hole Dimensions

Model	ØA	ØB
SCD03PUN	0.7	1.2
SCD05PUN	1.0	1.5
SCD10PUN	1.2	1.7
SCD15PUN	1.5	2.0
SCD20PUN	1.8	2.3

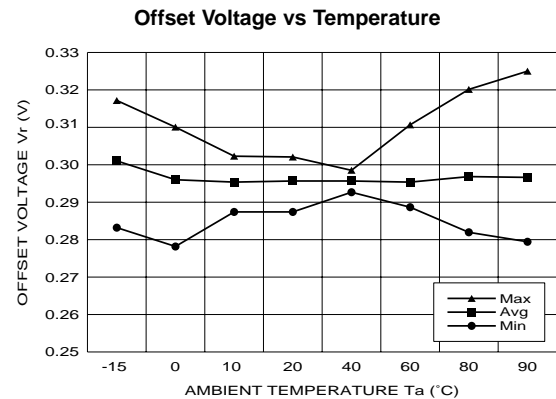
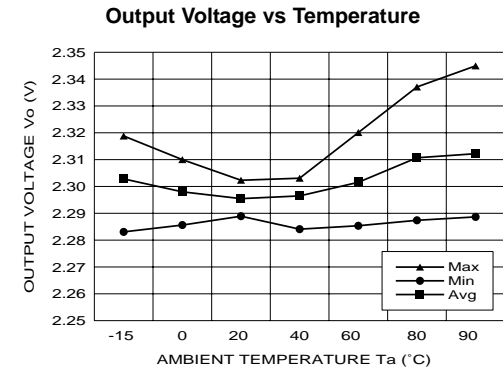
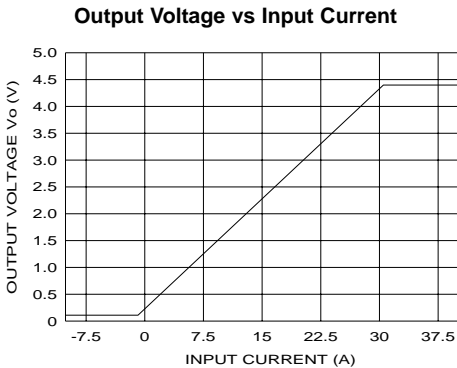
SPECIFICATIONS

(Vcc = +5V, RL = 10kΩ, Ta = 25°C)

Model	SCD03PUN	SCD05PUN	SCD10PUN	SCD15PUN	SCD20PUN
Rated Current	+3A	+5A	+10A	+15A	+20A
Linearity Range	+6A	+10A	+20A	+30A	+40A
Output Voltage	2.3V±40mV @ Rated Current				
Zero Current Offset Voltage	0.3V±30mV max. (after demagnetization)				
Output Voltage Linearity	≤0.5% @ rated current				
Supply Voltage	5V ±5%				
Max Current Consumption	10mA max.				
Response	7µS typ. @ 50 Amp/Turns/µS				
Output V Temp Char	±0.1%/°C max. @ rated current				
Zero Current Offset V Temp Char	±1.5mV/°C max.				
Hysteresis	8mV max. @ rated current to 0A				
Primary Overcurrent	10X rated current, 50 ms, no damage				
Withstand Voltage	2000 VAC, 50/60Hz, 1 minute between primary coil & terminal*				
Insulation Resistance	500 VDC, 500MΩ between primary coil & terminal				
Operating Temp	-10° to +75° C				
Storage Temp	-30 to +90°C				

* "-S" model available with 4500VAC, 50/60Hz, 1 minute between primary coil & terminal.

Characteristics of SCD15PUN



Ordering Information

SCD □ □ PUN

Current Rating: 03: 3A, 05: 5A, 10: 10A, 15: 15A, 20: 20A

Input Voltage: A: ±15VDC, B: ±12VDC, S: +12VDC, T: ±5VDC, U: +5VDC

Input Current Polarity: N: +(DC only), R: ± (bipolar)

<p>C U I Inc. 9615 SW Allen Blvd., #103 Beaverton, OR 97005 Tel: 503/643-4899 FAX: 503/643-6129</p>	<p>ASTEC ACTUATOR & SENSOR TECHNOLOGY</p>	DRAWN BY	UPDATED	CHECKED	RELEASED
		JAS	07/02/02	07/02/02	
PART NO. SCDXXPUN					REV. A