

Main Product Characteristics

$I_{F(AV)}$	2x10A
$V_{RRM}$	200V
$T_J$	175°C
$V_{(Typ)}$	0.66V

Features

- Low forward voltage drop.
- Excellent high temperature stability.
- Fast switching capability.
- Lead-free parts meet environmental standards of MIL-STD-19500 /228

Mechanical data

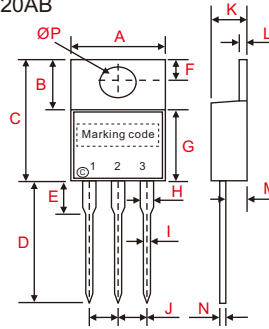
- Epoxy : UL94-V0 rated flame retardant.
- Case : JEDEC TO-220AB molded plastic body.
- Terminals : Solder plated, solderable per MIL-STD-750, Method 2026.
- Polarity: As marked.
- Mounting Position : Any.
- Weight : Approximated 2.25 gram.

Maximum ratings and electrical characteristics

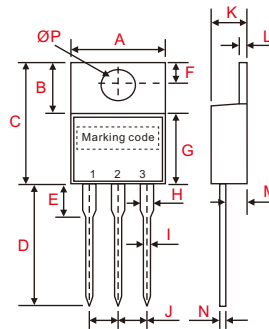
Rating at 25°C ambient temperature unless otherwise specified. Single phase, half wave, 60Hz, resistive or inductive load. For capacitive load, derate current by 20%.

Outline

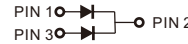
TO-220AB



symbol	Dimensions in inches(millimeters)	
	Min	Max
A	0.398(10.1)	0.406(10.3)
B	0.236(6.0)	0.252(6.4)
C	0.579(14.7)	0.594(15.1)
D	0.543(13.8)	0.551(14.0)
E	0.143(3.63)	0.159(4.03)
F	0.104(2.64)	0.112(2.84)
G	0.335(8.5)	0.350(8.9)
H	0.046(1.17)	0.054(1.37)
I	0.028(0.71)	0.036(0.91)
J	0.098(2.49)	0.102(2.59)
K	0.176(4.47)	0.184(4.67)
L	0.046(1.17)	0.054(1.37)
M	0.102(2.6)	0.110(2.8)
N	0.019(0.28)	0.021(0.48)
ØP	0.147(3.74)	0.155(3.94)



symbol	Dimensions in inches(millimeters)	
	Min	Max
A	0.394(10.0)	0.413(10.5)
B	0.228(5.8)	0.268(6.8)
C	0.570(14.48)	0.625(15.87)
D	0.519(13.18)	0.558(14.18)
E	0.089(3.5)	0.099(3.9)
F	0.100(2.54)	0.120(3.04)
G	0.330(8.38)	0.350(8.9)
H	0.045(1.15)	0.060(1.52)
I	0.029(0.75)	0.037(0.95)
J	0.095(2.42)	0.105(2.66)
K	0.160(4.07)	0.190(4.82)
L	0.045(1.15)	0.055(1.39)
M	0.080(2.04)	0.110(2.8)
N	0.013(0.33)	0.019(0.52)
ØP	0.148(3.75)	0.156(3.95)



Dimensions in inches and (millimeters)

Parameter	Conditions	Symbol	CS20L200CT-A	UNIT
Marking code			CS20L200CT	
Peak repetitive reverse voltage		$V_{RRM}$		
Working peak reverse voltage		$V_{RWM}$	200	V
DC blocking voltage		$V_{RM}$		
Forward rectified current (total device)		$I_O$	20	A
Forward surge current (per diode)	8.3ms single half sine-wave superimposed on rate load (JEDEC method)	$I_{FSM}$	250	A
Peak repetitive reverse surge current (per diode)	2us - 1kHz	$I_{RRM}$	3	A
Thermal resistance(1) (per diode)	Junction to case	$R_{BJC}$	2	°C/W
Operating and Storage temperature		$T_J, T_{STG}$	-55 ~ +175	°C

Parameter	Conditions	Symbol	MIN.	TYP.	MAX.	UNIT
Forward voltage drop (per diode)	$I_F = 10A, T_J = 25^\circ C$	$V_F$			860	mV
	$I_F = 10A, T_J = 125^\circ C$			660	720	
	$I_F = 20A, T_J = 25^\circ C$				960	
Reverse current (per diode)	$V_R = V_{RRM}, T_J = 25^\circ C$	$I_R$			0.1	mA
	$V_R = V_{RRM}, T_J = 125^\circ C$				10	
Reverse recovery time (per diode)	$I_F = 0.5A, I_R = 1A, I_{RR} = 0.25A$	$t_{rr}$		24	30	ns
	$I_F = 1A, V_R = 30V, di/dt = 100A/us, T_J = 25^\circ C$			20	25	

Note : 1. Thermal resistance from junction to case per leg, with heatsink size(1.35" x 0.95" x 0.18") Al-plate.

■ Rating and characteristic curves

Fig. 1 - Forward Power Dissipation (per diode)

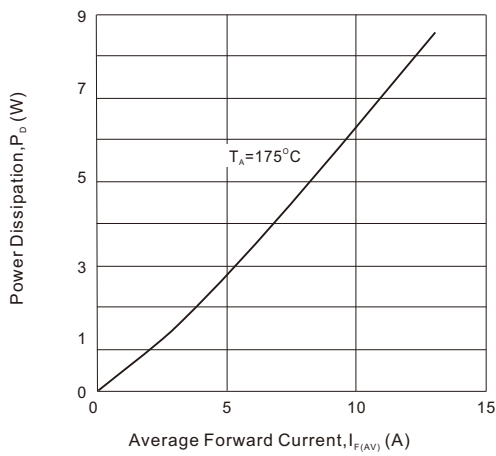


Fig. 2 - Instantaneous Forward Characteristics (per diode)

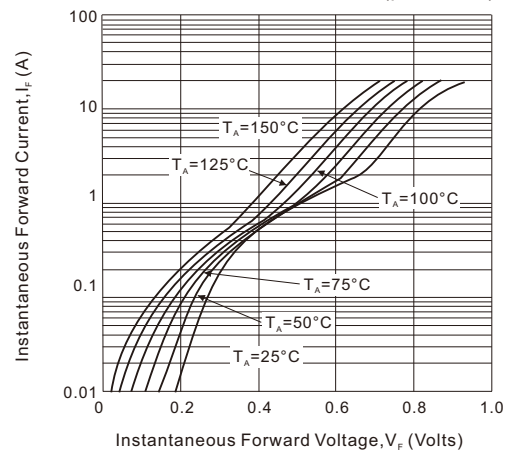


Fig. 3 - Reverse Characteristics (per diode)

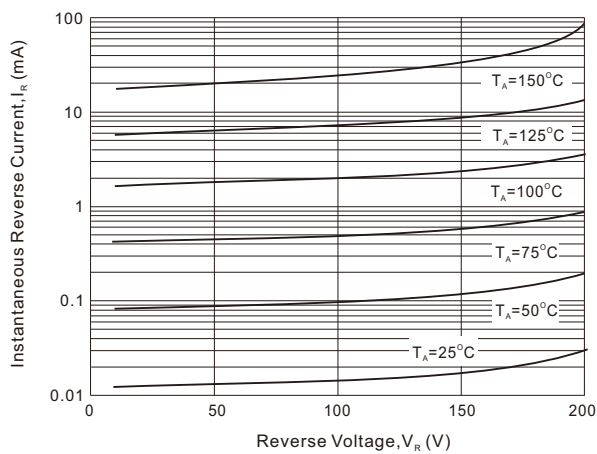
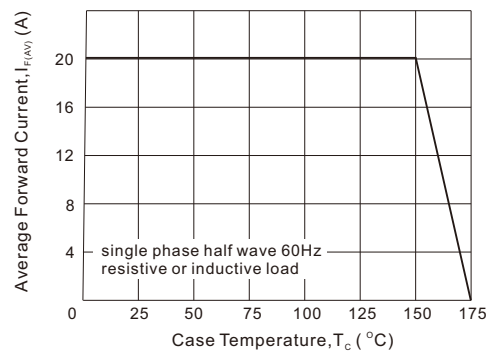


Fig. 4 - Forward Current Derating Curve (total device)



- CITC reserves the right to make changes to this document and its products and specifications at any time without notice.
- Customers should obtain and confirm the latest product information and specifications before final design, purchase or use.
- CITC makes no warranty, representation or guarantee regarding the suitability of its products for any particular purpose, nor does CITC assume any liability for application assistance or customer product design.
- CITC does not warrant or accept any liability with products which are purchased or used for any unintended or unauthorized application.
- No license is granted by implication or otherwise under any intellectual property rights of CITC.
- CITC products are not authorized for use as critical components in life support devices or systems without express written approval of CITC.