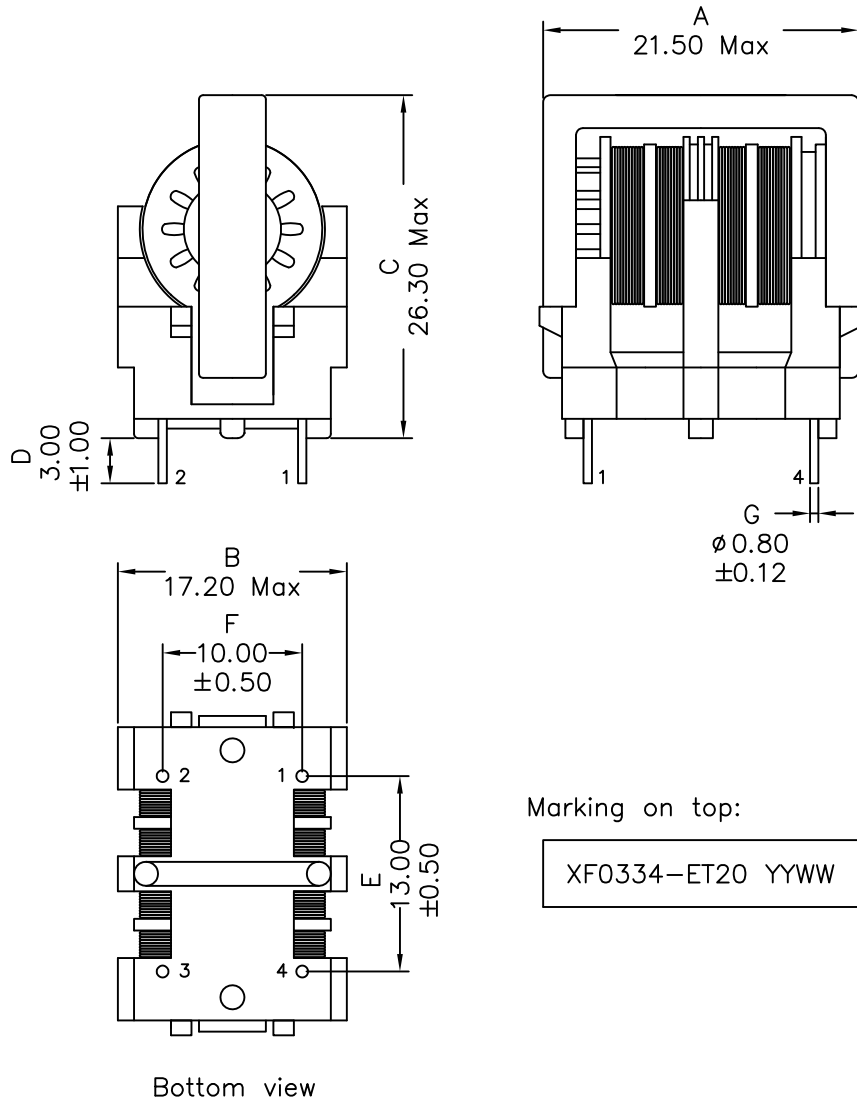
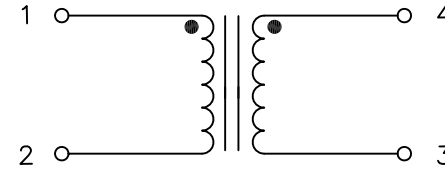


### 1. Mechanical Dimensions:



Marking on top:  
 XF0334-ET20 YYWW

### 2. Schematic:



### 3. Electrical Specifications: @25°C

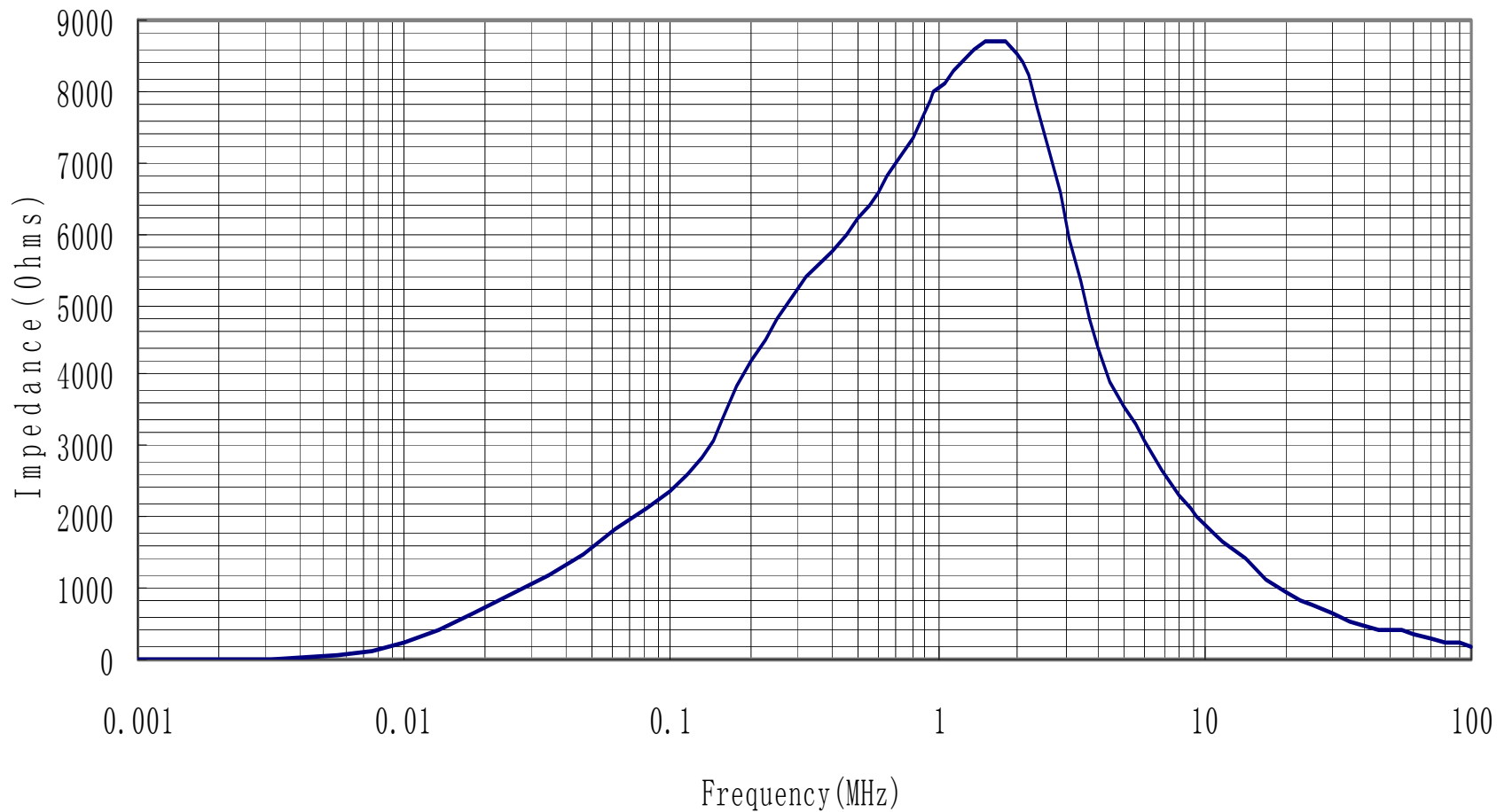
- OCL: 3.3mH±35% @10KHz, 0.1V Each Wdg
- 0.22-8.25mH @10KHz, 0.1V Each Wdg -40°C to +85°C
- Q: 5 Min @10KHz, 0.1V Each Wdg
- LL: Pins 1-2 20uH Min @100KHz, 0.1V Short P4+3
- DCR: 0.140 Ohms Max, Each Wdg
- Rated Current: 1.8Aac Max
- Isolation Voltage: 1500Vac

Notes:

1. Solderability: Leads shall meet MIL-STD-202G, Method 208H for solderability.
2. Flammability: UL94V-0
3. ASTM oxygen index: > 28%
4. Insulation System: Class F 155°C. UL file E151556
5. All listed parameters are to be within tolerance from -40°C to +85°C unless otherwise noted.
6. Storage Temperature Range: -55°C to +125°C
7. Aqueous wash compatible
8. Electrical and mechanical specifications 100% tested
9. RoHS Compliant Component

DOC. REV: A/2

<b>XFMRs Inc</b> www.XFMRs.com	Title: LINE FILTER		
	P/N: XF0334-ET20		REV. A
UNLESS OTHERWISE SPECIFIED TOLERANCES: .xx ±0.30 Dimensions in MM	DWN.	Yuan	Jan-06-15
	CHK.	YK Liao	Jan-06-15
SHEET 1 OF 2	APP.	Joe Huff	Jan-06-15



DOC. REV: A/2

<b>XFMRs Inc</b> <a href="http://www.XFMRS.com">www.XFMRS.com</a>	Title: LINE FILTER			
	UNLESS OTHERWISE SPECIFIED TOLERANCES: .xx ±0.30 Dimensions in MM	P/N: XF0334-ET20	REV. A	
	DWN.	Yuan	Jan-06-15	
	CHK.	YK Liao	Jan-06-15	
SHEET 2 OF 2	APP.	Joe Huff	Jan-06-15	

**PROPRIETARY**

Document is the property of XFMRs Group & is not allowed to be duplicated without authorization.