

SMD Power Inductor

125CDMCC/DS



Description

- Metal compound molding type construction
- Magnetically shielded
- Low audible core noise
- Suitable for large current
- LxWxH: 13.8x12.9x5.0mm Max.
- Product weight: 4.5 g (Ref.)
- Moisture Sensitivity Level: 1



Environmental Data

- Operating temperature range: -55°C~+125°C (including coil's self temperature rise)
- Storage temperature range: -55°C~+125°C

Packaging

- Carrier tape and reel packaging
- 500pcs per reel

Applications

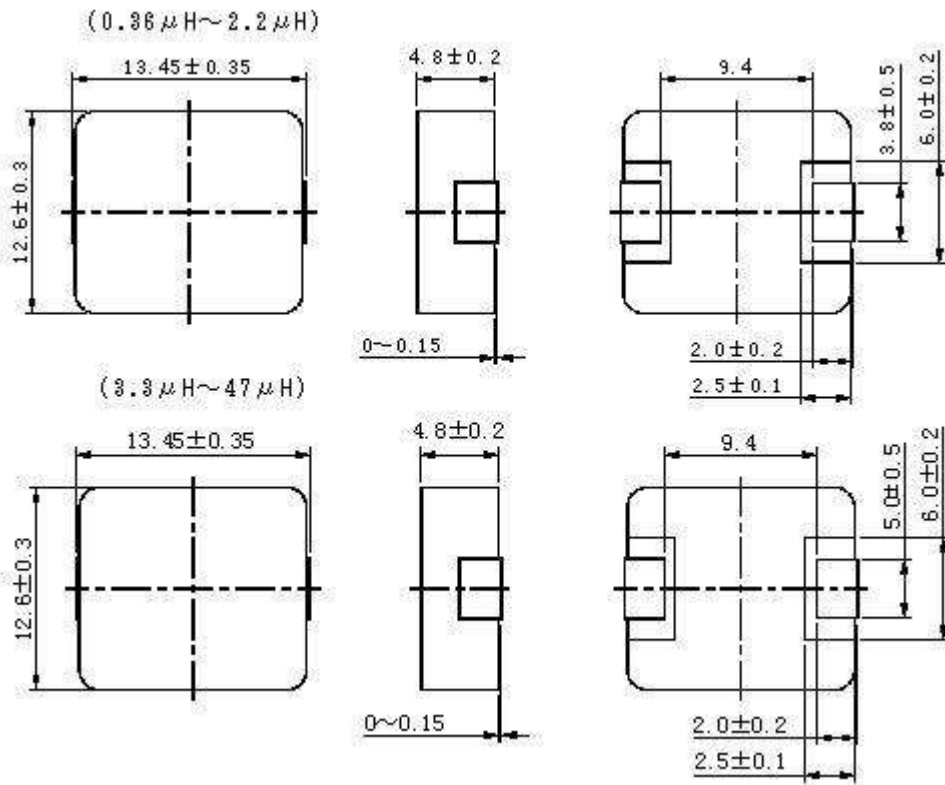
- Ideally used in notebook, tablet PC, LCD display, Server application
- High current, POL converters
- Low profile, high current power supplies
- Battery powered devices
- DC/DC converters in distributed power systems

SMD Power Inductor

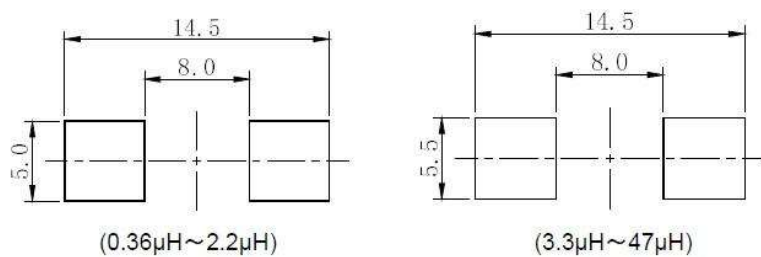
125CDMCC/DS



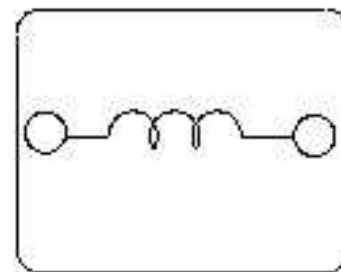
Dimension - [mm]



Recommended Land pattern - [mm]



Wire Connection



Note: This specification is subject to change without notice. Please contact your nearest sales office for updated information when placing an order.

SMD Power Inductor

125CDMCC/DS



Electrical Characteristics

Part Number	Inductance [Within] (μ H) ※1	D.C.R. at 20°C max(typ) (m Ω)	Saturation Current at 20°C(A) ※2	Temperature Rise Current (A) ※3
125CDMCCDS-R36MC	0.36 \pm 20%	0.95 (0.72)	80.00	40.00
125CDMCCDS-R47MC	0.47 \pm 20%	1.10 (0.80)	62.00	37.00
125CDMCCDS-R68MC	0.68 \pm 20%	1.30 (1.10)	60.00	33.00
125CDMCCDS-R82MC	0.82 \pm 20%	1.80 (1.50)	50.00	31.00
125CDMCCDS-1R0MC	1.00 \pm 20%	1.90 (1.60)	47.00	28.00
125CDMCCDS-1R5MC	1.50 \pm 20%	3.30 (2.80)	38.00	22.00
125CDMCCDS-1R8MC	1.80 \pm 20%	3.50 (3.00)	35.00	21.00
125CDMCCDS-2R2MC	2.20 \pm 20%	4.20 (3.50)	34.00	20.00
125CDMCCDS-3R3MC	3.30 \pm 20%	7.80 (6.50)	27.00	17.00
125CDMCCDS-4R7MC	4.70 \pm 20%	10.00 (8.40)	22.00	14.00
125CDMCCDS-6R8MC	6.80 \pm 20%	18.00 (14.50)	17.00	11.00
125CDMCCDS-8R2MC	8.20 \pm 20%	19.00 (16.00)	15.00	10.00
125CDMCCDS-100MC	10.00 \pm 20%	22.00 (19.00)	14.00	9.00
125CDMCCDS-150MC	15.00 \pm 20%	26.00 (22.00)	11.00	8.50
125CDMCCDS-220MC	22.00 \pm 20%	40.40 (33.70)	8.50	6.50
125CDMCCDS-330MC	33.00 \pm 20%	57.00 (47.50)	7.20	6.00
125CDMCCDS-470MC	47.00 \pm 20%	97.20 (81.00)	6.30	4.50

※1 Measuring frequency Inductance at 100kHz, 1V

※2 Saturation current: This indicates the actual value of D.C. current when the inductance becomes 30% lower than its initial value

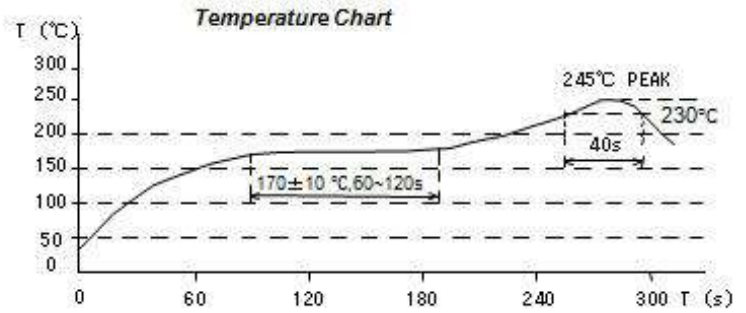
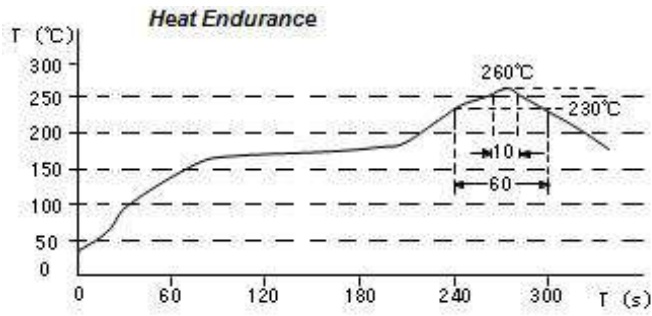
※3 Temperature rise current: The actual value of D.C. current when the temperature of coil becomes $\Delta T=40^{\circ}\text{C}$ ($T_a=25^{\circ}\text{C}$).
(Test board condition: FR4, Copper=70 μ m, four-layer PWB t=1.6mm)

SMD Power Inductor

125CDMCC/DS



Solder Reflow Condition



SMD Power Inductor

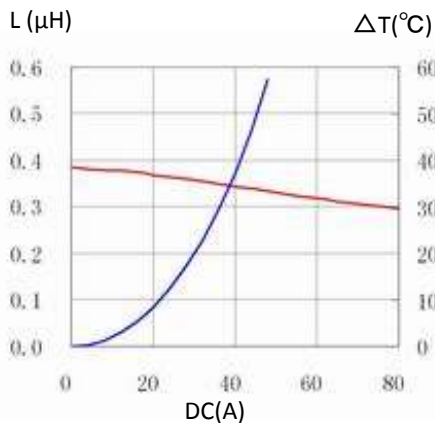
125CDMCC/DS



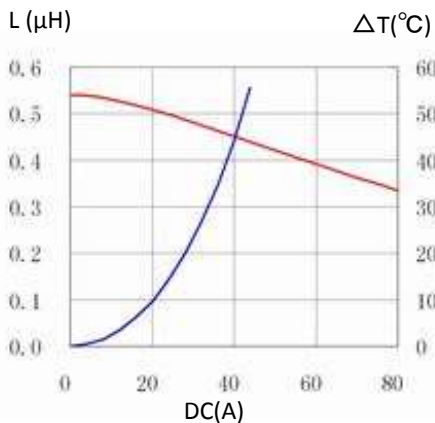
Saturation Current & Temperature Rise Graph

— L (20°C) — ΔT

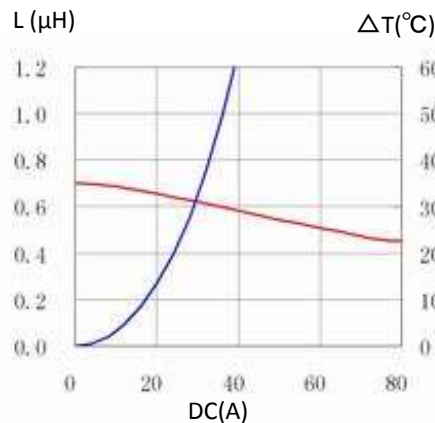
1. 125CDMCCDS-R36MC



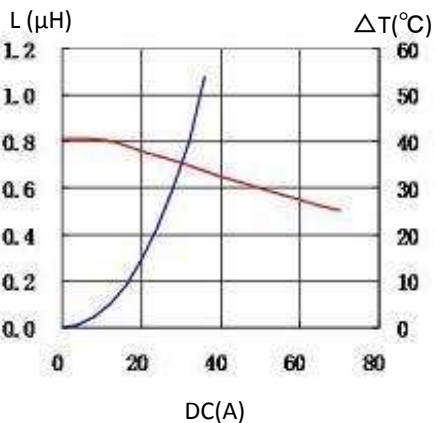
2. 125CDMCCDS-R47MC



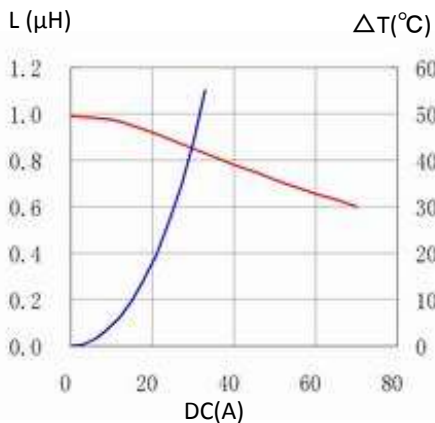
3. 125CDMCCDS-R68MC



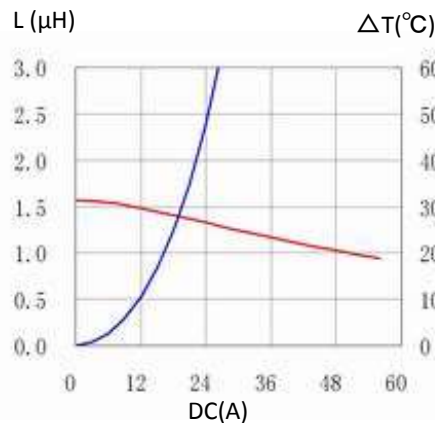
4. 125CDMCCDS-R82MC



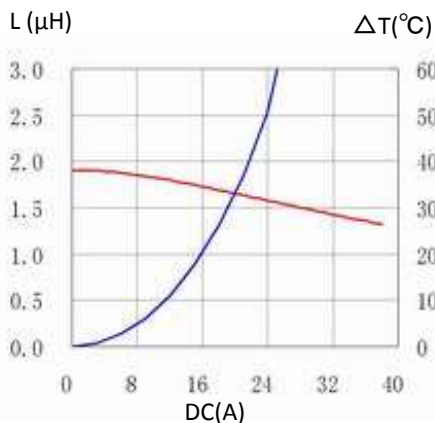
5. 125CDMCCDS-1R0MC



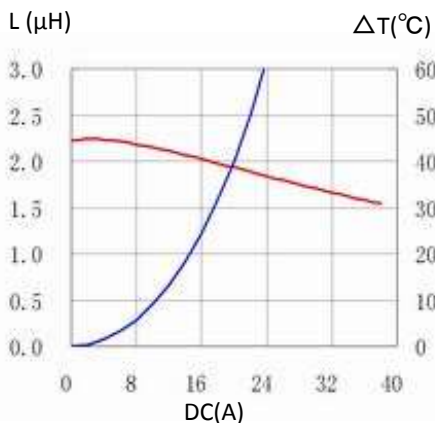
6. 125CDMCCDS-1R5MC



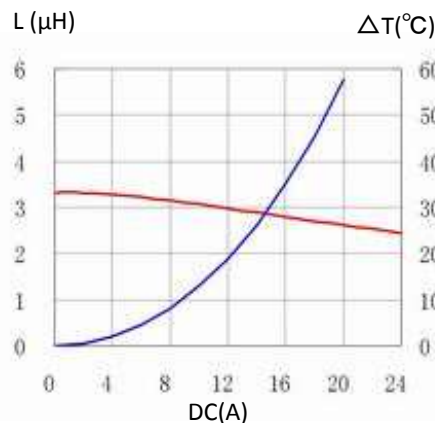
7. 125CDMCCDS-1R8MC



8. 125CDMCCDS-2R2MC



9. 125CDMCCDS-3R3MC



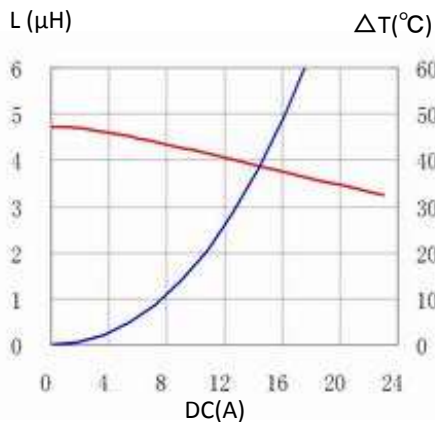
Note: This specification is subject to change without notice. Please contact your nearest sales office for updated information when placing an order.

SMD Power Inductor

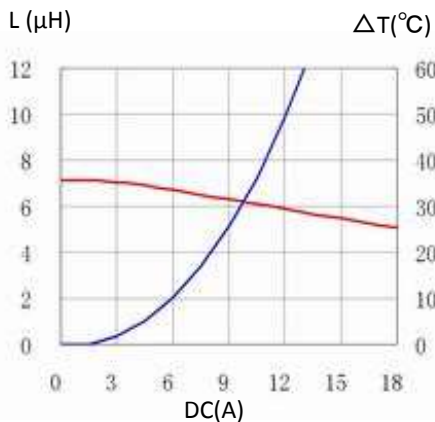
125CDMCC/DS



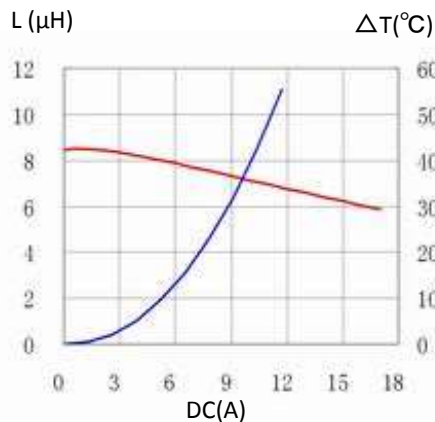
10. 125CDMCCDS-4R7MC



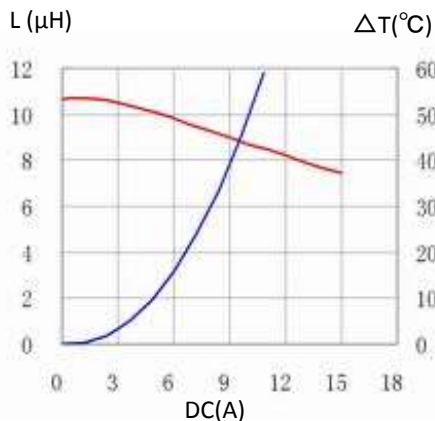
11. 125CDMCCDS-6R8MC



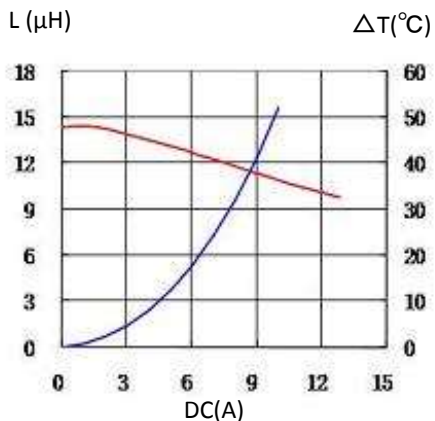
12. 125CDMCCDS-8R2MC



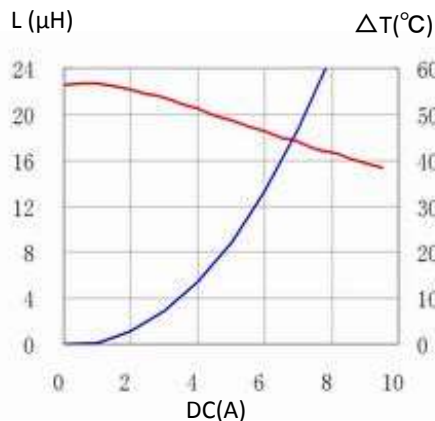
13. 125CDMCCDS-100MC



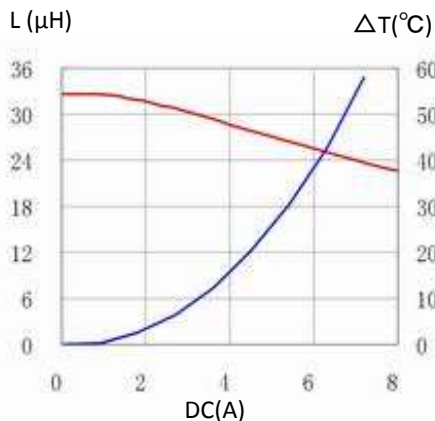
14. 125CDMCCDS-150MC



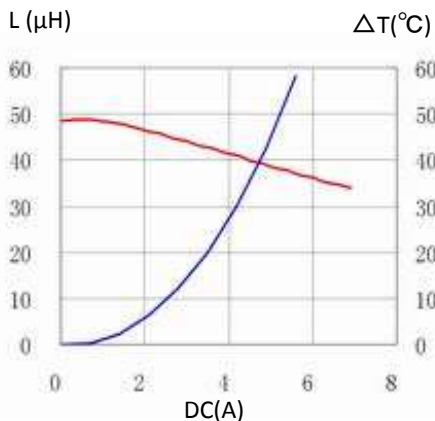
15. 125CDMCCDS-220MC



16. 125CDMCCDS-330MC



17. 125CDMCCDS-470MC



For sales office information, please [click here](#) to visit our website.