

# 1H1G THRU 1H7G

## 1.0 Amp High Efficient Rectifier 50 - 1000 Volts

### Features

- Halogen free available upon request by adding suffix "-HF"
- Low Leakage Current
- Fast Switching for High Efficiency
- Epoxy meets UL 94 V-0 flammability rating
- Moisture Sensitivity Level 1
- Lead Free Finish/RoHS Compliant(Note 1) ("P" Suffix designates RoHS Compliant. See ordering information)

### Maximum Ratings

- Operating Temperature: -55°C to +150°C
- Storage Temperature: -55°C to +150°C
- Typical Thermal Resistance; 95°C/W Junction To Ambient

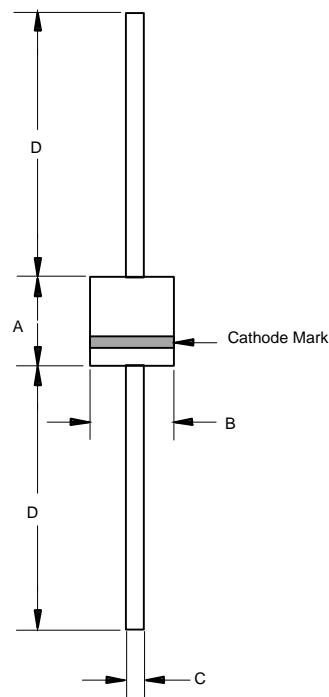
MCC Part Number	Device Marking	Maximum Recurrent Peak Reverse Voltage	Maximum RMS Voltage	Maximum DC Blocking Voltage
1H1G	1H1G	50V	35V	50V
1H2G	1H2G	100V	70V	100V
1H3G	1H3G	200V	140V	200V
1H4G	1H4G	400V	280V	400V
1H5G	1H5G	600V	420V	600V
1H6G	1H6G	800V	560V	800V
1H7G	1H7G	1000V	700V	1000V

### Electrical Characteristics @ 25°C Unless Otherwise Specified

Average Forward Current	$I_{F(AV)}$	1.0A	$T_a$ (FIG.1)
Peak Forward Surge Current	$I_{FSM}$	30A	8.3ms, half sine
Maximum Instantaneous Forward Voltage 1H1G-1H3G 1H4G 1H5G-1H7G	$V_F$	1.0V 1.3V 1.7V	$I_{FM} = 1.0A$ ; $T_J = 25^\circ C$
Maximum DC Reverse Current At Rated DC Blocking Voltage	$I_R$	5.0µA 100µA	$T_A = 25^\circ C$ $T_A = 125^\circ C$
Maximum Reverse Recovery Time 1H1G-1H4G 1H5G-1H7G	$T_{rr}$	50ns 75ns	$I_F=0.5A, I_R=1.0A$ $I_{RR}=0.25A$
Typical Junction Capacitance 1H1G-1H4G 1H5G-1H7G	$C_J$	20pF 15pF	Measured at 1.0MHz, $V_R=4.0V$

Notes:1.High Temperature Solder Exemption Applied, see EU Directive Annex 7.

R-1



DIM	DIMENSIONS				NOTE
	INCHES		MM		
	MIN	MAX	MIN	MAX	
A	0.116	0.140	2.90	3.50	
B	0.080	0.107	2.00	2.70	
C	0.020	0.025	0.50	0.64	
D	0.787	-----	20.00	-----	

### ■ Characteristics(Typical)

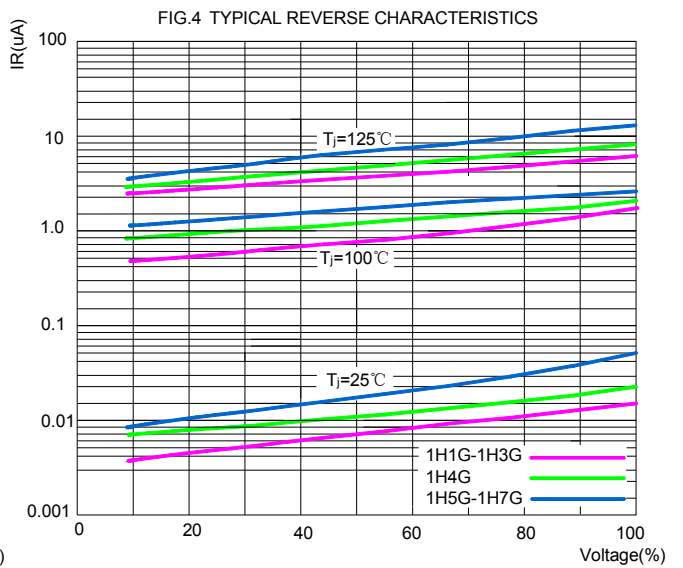
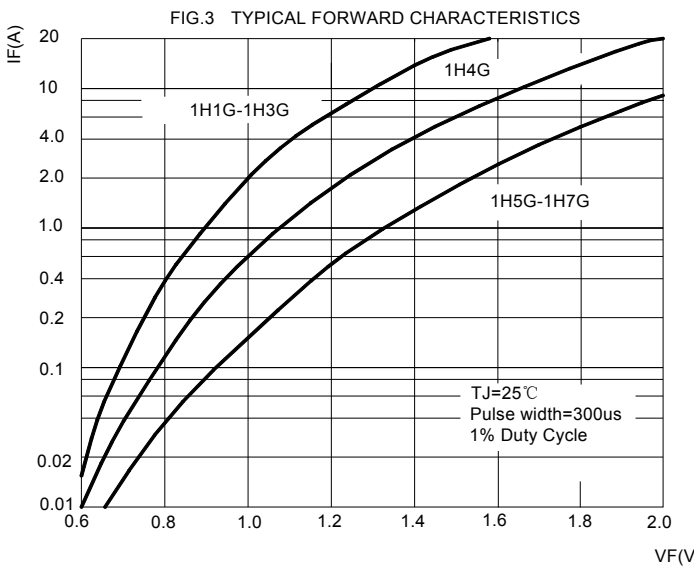
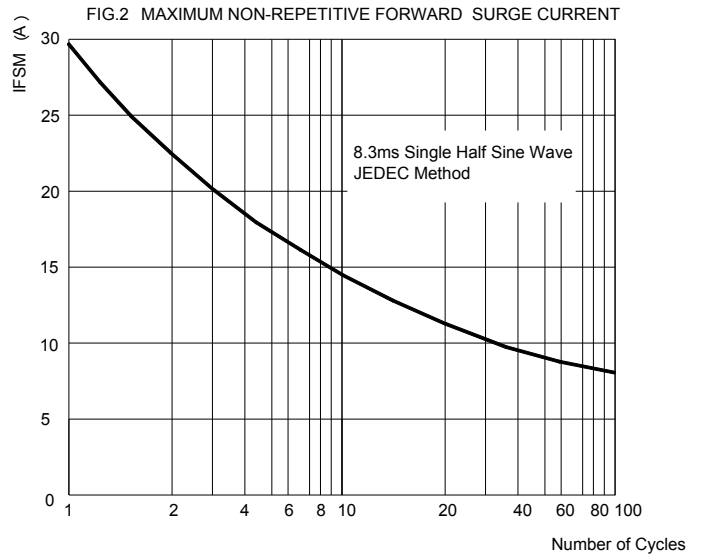
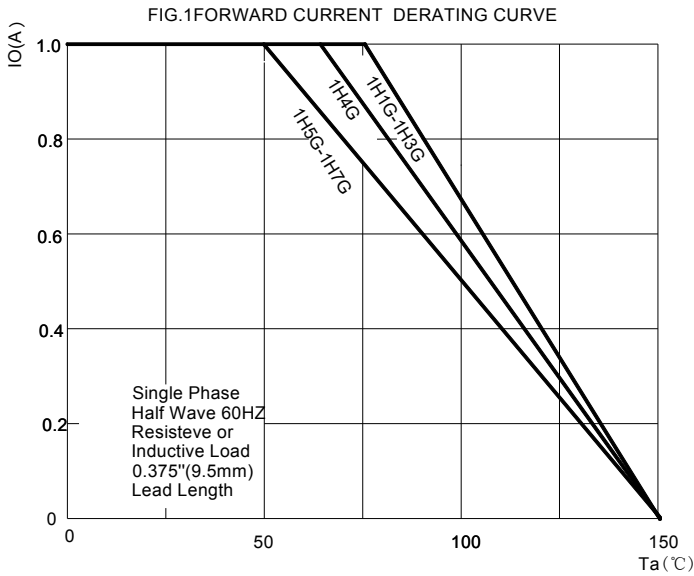
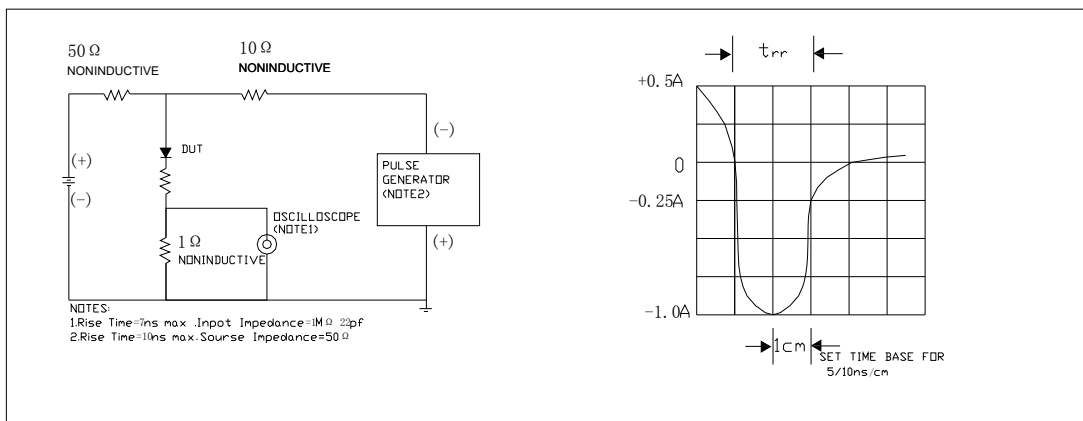


FIG.5 Diagram of circuit and Testing wave form of reverse recovery time





Micro Commercial Components

### Ordering Information :

Device	Packing
Part Number-TP	Tape&Reel: 5Kpcs/Reel
Part Number-AP	Ammo Packing: 3Kpcs/Ammo Box

Note : Adding "-HF" suffix for halogen free, eg. Part Number-TP-HF

#### \*\*\*IMPORTANT NOTICE\*\*\*

**Micro Commercial Components Corp.** reserves the right to make changes without further notice to any product herein to make corrections, modifications , enhancements , improvements , or other changes . **Micro Commercial Components Corp .** does not assume any liability arising out of the application or use of any product described herein; neither does it convey any license under its patent rights ,nor the rights of others . The user of products in such applications shall assume all risks of such use and will agree to hold **Micro Commercial Components Corp .** and all the companies whose products are represented on our website, harmless against all damages.

#### \*\*\*LIFE SUPPORT\*\*\*

MCC's products are not authorized for use as critical components in life support devices or systems without the express written approval of Micro Commercial Components Corporation.

#### \*\*\*CUSTOMER AWARENESS\*\*\*

Counterfeiting of semiconductor parts is a growing problem in the industry. Micro Commercial Components (MCC) is taking strong measures to protect ourselves and our customers from the proliferation of counterfeit parts. MCC strongly encourages customers to purchase MCC parts either directly from MCC or from Authorized MCC Distributors who are listed by country on our web page cited below. Products customers buy either from MCC directly or from Authorized MCC Distributors are genuine parts, have full traceability, meet MCC's quality standards for handling and storage. **MCC will not provide any warranty coverage or other assistance for parts bought from Unauthorized Sources.** MCC is committed to combat this global problem and encourage our customers to do their part in stopping this practice by buying direct or from authorized distributors.