

1N4151 1N4154

500mW Silicon Switching Diode

Features

- Planar Passivated
- Metallurgically bonded Construction
- Moisture Sensitivity Level 1

Maximum Ratings

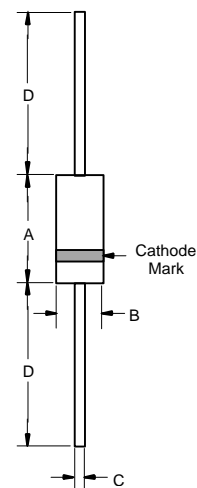
- Operating Temperature: -55°C to +150°C
- Storage Temperature: -55°C to +200°C

Electrical Characteristics @ 25°C Unless Otherwise Specified

Reverse Voltage 1N4151 1N4154	V_R	50V 25V	
Peak Reverse Voltage 1N4151 1N4154	V_{RM}	75V 35V	
Average Rectifier Current	I_o	150mA	Resistive Load $f \geq 50\text{Hz}$
Power Dissipation	P_{TOT}	500mW	
Junction Temperature	T_J	200°C	
Peak Forward Surge Current 1N4151 1N4154	I_{FSM}	50mA 30mA	8.3ms, half sine
Maximum Instantaneous Forward Voltage	V_F	1.0V	$I_F = 30\text{mA}$ $T_J = 25^\circ\text{C}^*$
Maximum DC Reverse Current At Rated DC Blocking Voltage 1N4151 1N4154	I_R	0.05uA 0.1uA	$T_A = 25^\circ\text{C}$ $V_{R1} = 50\text{V}$ $V_{R2} = 25\text{V}$
Typical Junction Capacitance 1N4151 1N4154	C_J	2.0pF 4.0pF	Measured at 1.0MHz, $V_R = 4.0\text{V}$
Maximum Reverse Recovery Time	T_{rr}	2.0nS	$I_F = 10\text{mA}$ $V_R = 6\text{V}$ $R_L = 100\text{ohm}$

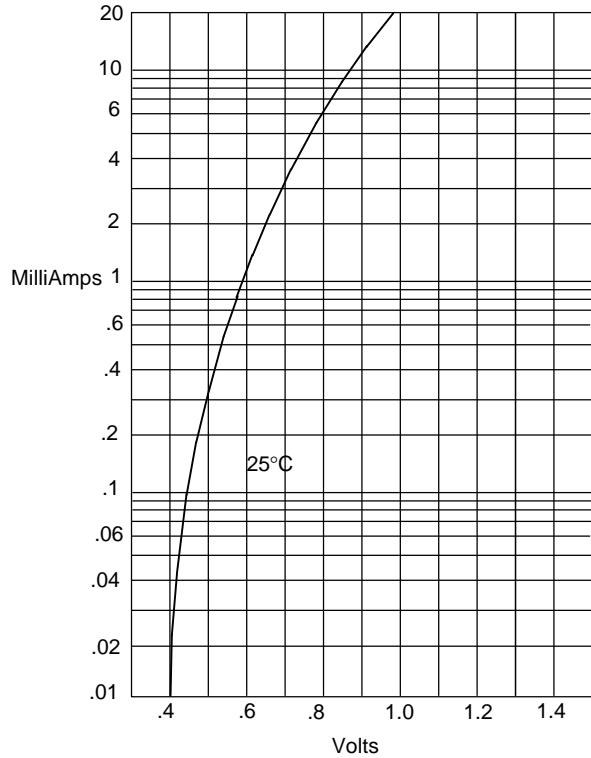
*Pulse test: Pulse width 300 sec, Duty cycle 2%

DO-35



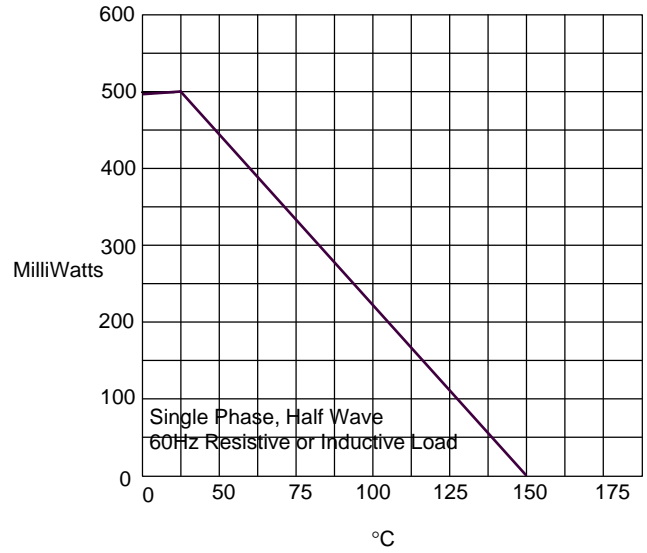
DIM	DIMENSIONS				NOTE
	INCHES		MM		
	MIN	MAX	MIN	MAX	
A	-----	0.166	-----	4.20	
B	-----	0.079	-----	2.00	
C	-----	0.020	-----	0.52	
D	1.000	-----	25.40	-----	

Figure 1
Typical Forward Characteristics



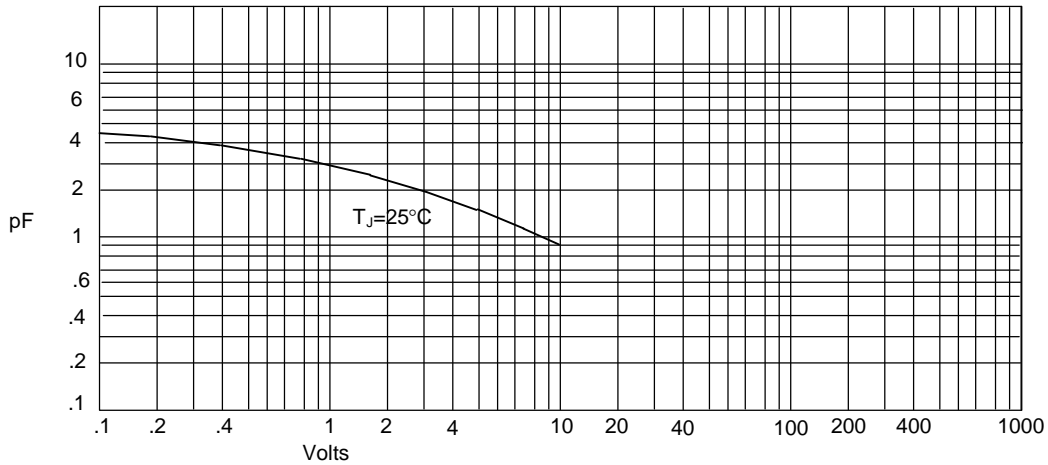
Instantaneous Forward Current - Amperes *versus*
Instantaneous Forward Voltage - Volts

Figure 2
Forward Derating Curve



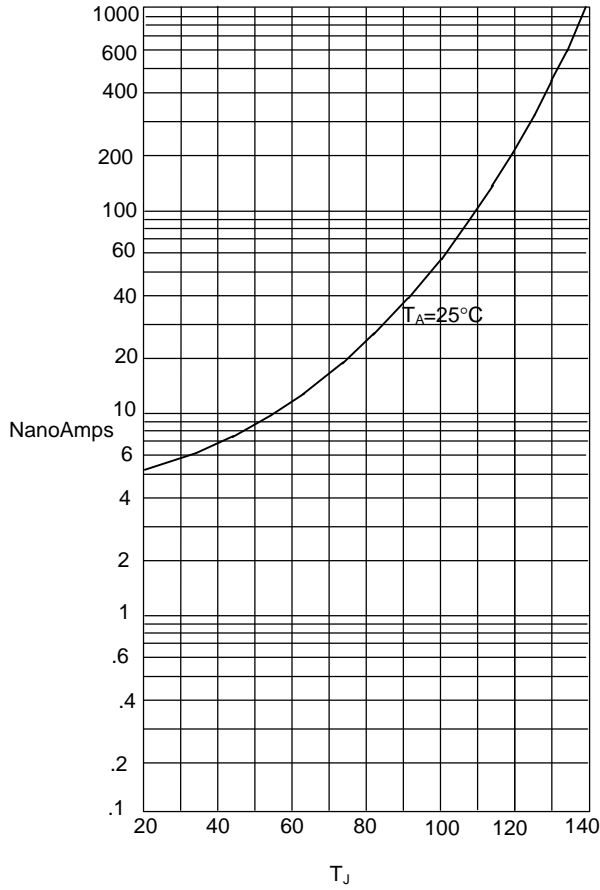
Admissible Power Dissipation - MilliWatts *versus*
Ambient Temperature - °C

Figure 3
Junction Capacitance



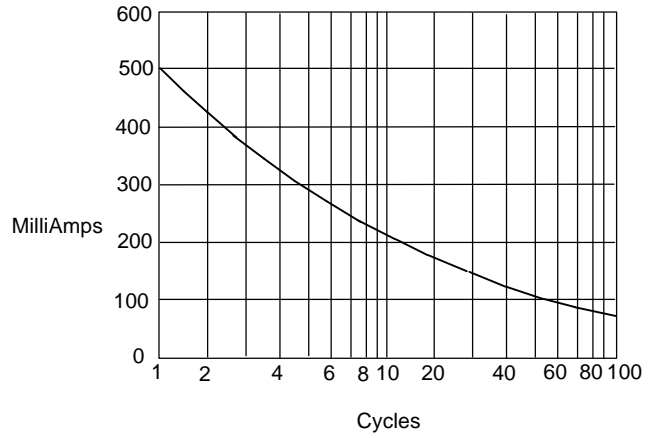
Junction Capacitance - pF *versus*
Reverse Voltage - Volts

Figure 4
 Typical Reverse Characteristics



Instantaneous Reverse Leakage Current - NanoAmperes versus Junction Temperature - °C

Figure 5
 Peak Forward Surge Current



Peak Forward Surge Current - Amperes versus Number Of Cycles At 60Hz - Cycles



Micro Commercial Components

Ordering Information :

Device	Packing
Part Number-TP	Tape&Reel: 10Kpcs/Reel
Part Number-AP	Ammo Packing: 5Kpcs/AmmoBox
Part Number-BP	Bulk: 100Kpcs/Carton

*****IMPORTANT NOTICE*****

Micro Commercial Components Corp. reserves the right to make changes without further notice to any product herein to make corrections, modifications , enhancements , improvements , or other changes . **Micro Commercial Components Corp .** does not assume any liability arising out of the application or use of any product described herein; neither does it convey any license under its patent rights ,nor the rights of others . The user of products in such applications shall assume all risks of such use and will agree to hold **Micro Commercial Components Corp .** and all the companies whose products are represented on our website, harmless against all damages.

*****LIFE SUPPORT*****

MCC's products are not authorized for use as critical components in life support devices or systems without the express written approval of Micro Commercial Components Corporation.

*****CUSTOMER AWARENESS*****

Counterfeiting of semiconductor parts is a growing problem in the industry. Micro Commercial Components (MCC) is taking strong measures to protect ourselves and our customers from the proliferation of counterfeit parts. MCC strongly encourages customers to purchase MCC parts either directly from MCC or from Authorized MCC Distributors who are listed by country on our web page cited below. Products customers buy either from MCC directly or from Authorized MCC Distributors are genuine parts, have full traceability, meet MCC's quality standards for handling and storage. **MCC will not provide any warranty coverage or other assistance for parts bought from Unauthorized Sources.** MCC is committed to combat this global problem and encourage our customers to do their part in stopping this practice by buying direct or from authorized distributors.