

Specification	AXE5032WT	Rev.:1	Date: 2016-07-12
----------------------	------------------	--------	------------------

Oscillator type : Crystal Oscillator in 5x3.2 mm package

Wide operating temperature range -55°C to +125°C

Parameter	min.	typ.	max.	Unit	Condition
Frequency range	1.25		60.000	MHz	
Standard frequencies				MHz	
Frequency stability					
Stability			± 50 ± 100	ppm ppm	Code "50" Code "100"
operating temperature range	-55		+125	°C	
long term (aging)			± 2	ppm/year	@ 25°C
RF output					
Signal waveform	HCMOS (LVCMOS)				
Load	15 max.			pF	
Rise & decay time			7 10	ns ns	V _S = 1.8 V or 2.5 V V _S = 3.3 V or 5.0 V
Symmetry (duty cycle)	40 45		60 55	% %	Default Option "S"
Start-up time			0.5	ms	
Output Enable/Disable (OE) Input	Open or HIGH: RF output LOW: Tri-state output				
Supply voltage V_S	2.375	1.8 2.5 3.3 5.0	2.625	V V V V	
Current consumption			2~4 3~5 4~6 5~8	mA mA mA mA	V _S = 1.8 V V _S = 2.5 V V _S = 3.3 V V _S = 5.0 V
Storage temperature range	-55		+125	°C	
Enclosure (see drawing)	5.1 x 3.3 x 1.3 max.			mm	See drawing
Weight			5	gram	
Packing	Bulk or T&R				IEC 60286-3
ESD Sensitivity	1500			V	HBM, IEC 61000-4-2

Notes:

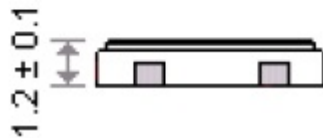
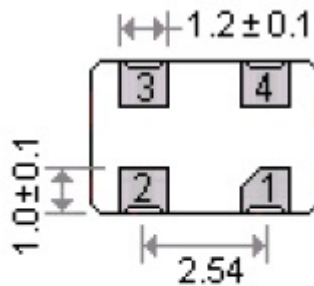
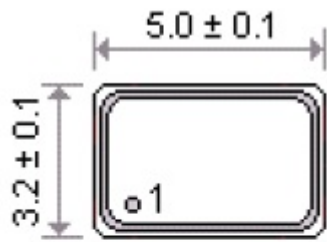
1. Terminology and test conditions are according to IEC standard IEC60679-1, unless otherwise stated

Ordering Code:

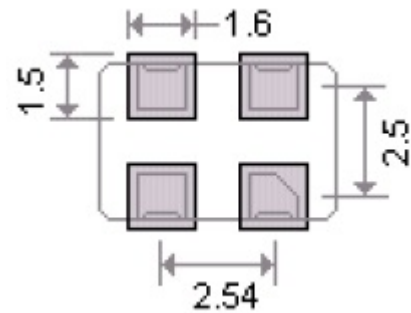
Model (Specification)*	Supply	Stability	Tri-state	Duty cycle	Revision	Frequency [MHz]
AXE5032WT	18					
	25	50	blank	blank	Rev.1	25.000
	33	100	"T"	"S"		
	50					

Example:

Enclosure drawing



Land pattern



Pin connections

Pin #	Symbol	Function
1	OE	Output Enable/Disable
2	GND	Ground
3	RF OUT	RF Output
4	Vs	Supply Voltage

Environmental conditions

Test	IEC 60068 Part ...	IEC 60679-1 clause ...	Test conditions
Sealing tests (if applicable)	2-17	4.6.2	Gross leak: Test Qc, Fine leak: Test Qk
Solderability Resistance to soldering heat	2-20 2-58	4.6.3	Test Ta (235 ± 5)°C Method 1 Test Tb Method 1A, 5s
Shock*	2-27	4.6.8	Test Ea, 3 x per axes 100g, 6 ms half-sine pulse
Vibration, sinusoidal*	2-6	4.6.7	Test Fc, 30 min per axes, 10 Hz - 55 Hz 0,75mm; 55 Hz - 2 kHz, 10g
Endurance tests - ageing - extended aging		4.7.1 4.7.2	30 days @ 85°C, OCXO @25°C 1000h, 2000h, 8000h @85°C

Revision History

Rev.	Drawing	Date [dd.mm.yyyy]	Remarks	Author	Checked
1	D0	12.07.2016	First issue AXE5032WT	BN	BN