
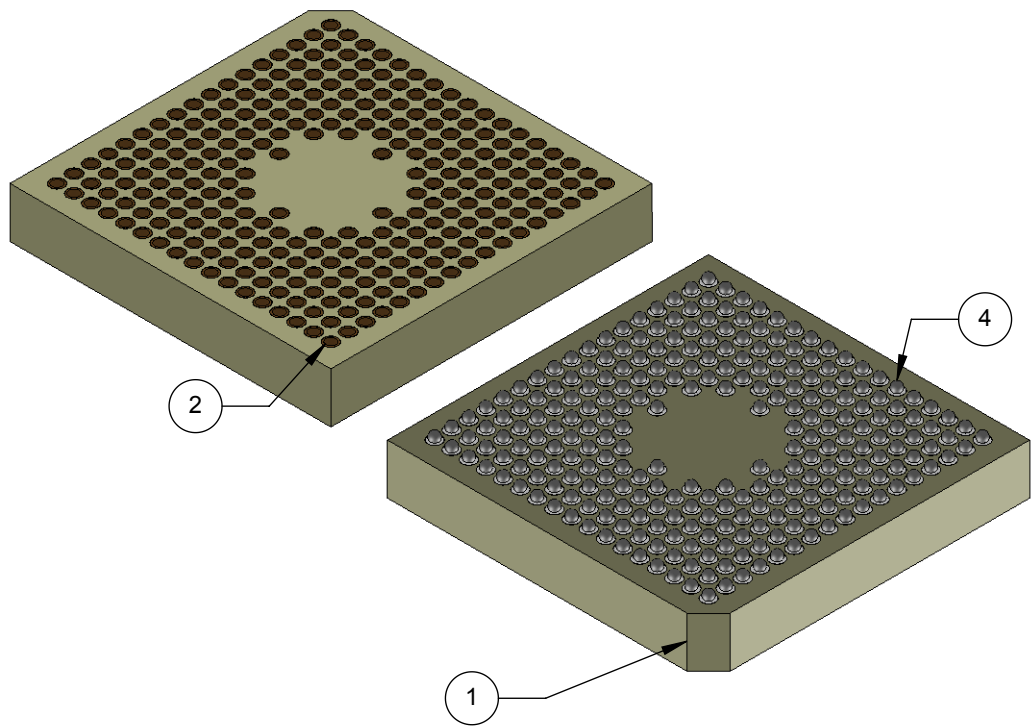
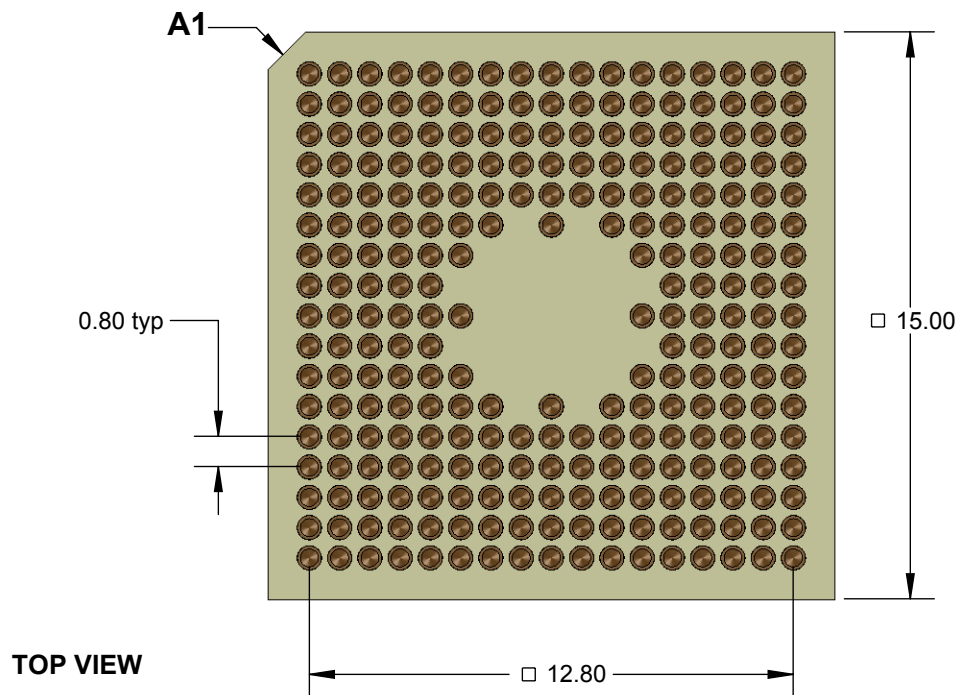


U.S. Patent No. 8,091,222 B2



ITEM NO.	DESCRIPTION
1	High Temp Substrate
2	High Density Giga-Snap Receptacle
3	Solder Ball, 0.4572mm dia (See Table)

PART NO. SUFFIX	SOLDER BALL ALLOY
-64	Sn63Pb37
-64F*	Sn96.5Ag3.0Cu0.5
*RoHS Compliant	

Description: Giga-snaP BGA SMT Foot

Primary dimension units are millimeters. Secondary dimension units are [inches]. Weight is in grams.
 Tolerances: Hole diameters ±0.03mm [±0.001"], Pitches (from true position) ±0.025mm [±0.001"], substrate thickness tolerance ±10%, all other tolerances ±0.13mm [±0.005"] unless stated otherwise. Materials and specifications are subject to change without notice.


SF-BGA256K-B-64F Drawing		Material: N/A Finish: N/A Weight: 1.13	STATUS: Released	SHEET: 1 OF 2	REV. B
SF-BGA256K-B-64 Drawing			ENG: S. Faiz	DRAWN BY: D. Hauer	SCALE: 5:1
	Ironwood Electronics, Inc. Tele: (800) 404-0204 www.ironwoodelectronics.com		FILE: SF-BGA256K-B-64	DATE: 12/09/13	

Rev	Date	Initials	Description
A	-	-	Original
B	7/7/15	MT/OA	updated materials to generic definitions

Description:

Primary dimension units are millimeters, Secondary dimension units are [inches], Weight is in grams.

Tolerances: Hole diameters $\pm 0.0254\text{mm}$ [$\pm 0.001"$], Pitches (from true position) $\pm 0.0762\text{mm}$ [$\pm 0.003"$], substrate thickness tolerance $\pm 10\%$, all other tolerances $\pm 0.127\text{mm}$ [$\pm 0.005"$] unless stated otherwise. Materials and specifications are subject to change without notice.

 <p>Drawing Ironwood Electronics, Inc. Tele: (800) 404-0204 www.ironwoodelectronics.com</p>	<p>Material: Finish: Weight:</p>	STATUS: Released	SHEET: 2 OF 2	REV. B
		ENG: S. Faiz	DRAWN BY: D. Hauer	SCALE: 5:1
		FILE: SF-BGA256K-B-64	DATE: 12/09/13	