

6

5

4

3

2

1

MATERIAL AND FINISH:

Insulator: Impact resistance Polypropylene, black,
UL-94V-HB rated

PDSN-24A (wire leads): PVC, 26 AWG

Contact & terminals:

PDSN-24C: Brass, Nickel plated

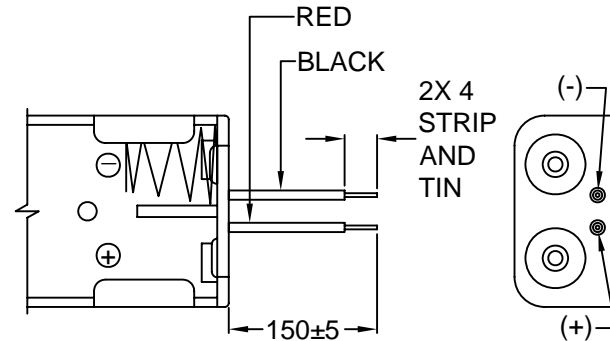
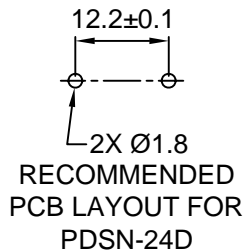
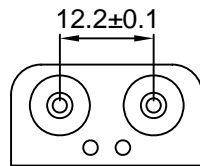
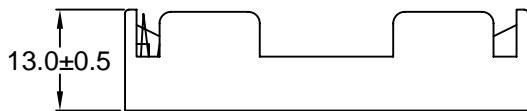
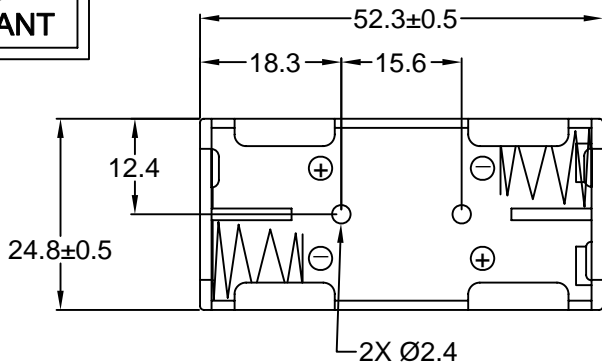
PDSN-24D: Steel, Nickel plated

Spring: Spring Steel, Nickel plated imbedded in
Polypropylene


ENVIRONMENTAL:

Operating temperature: -5°C to +83°C

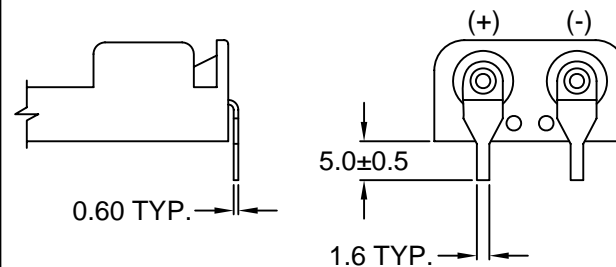
**RoHS
COMPLIANT**



PDSN-24A WIRE LEADS



PDSN-24C SOLDER LUGS



PDSN-24D PCB PINS

REV	DATE	CHANGE	CHNG		CHK		APPR	
			TD	SS	TD	SS	PB	PB
A	2/7/01	ADD HOLE DIM.						
B	4/22/02	REVISED / UPDATED						

TOLERANCE UNLESS OTHERWISE SPECIFIED			
X	± 1		
X.X	± 0.4		
X.XX	± 0.20		
DRAWN BY	BP	DATE:	8/21/00
CHECK BY	TD	DATE:	8/21/00
APPR BY	SS	DATE:	8/21/00

Power Dynamics, Inc.
 Phone: 973 560-0019 Whippany, New Jersey Fax: 973 560-0076

PART: 2 CELL TYPE "AAA" BATTERY HOLDER
 SIDE BY SIDE

PDSN-24X

SIZE: A
 SCALE: NTS

ALL DIMENSIONS FOR REFERENCE ONLY
 DIMENSIONS ARE IN MILLIMETERS

SHEET 1 of 1
 REV: B

6

5

4

3

2

1