

KBU6005 THRU KBU610

List

List.....	1
Package outline.....	2
Features.....	2
Mechanical data.....	2
Maximum ratings	2
Rating and characteristic curves.....	3
Pinning information.....	4
Marking.....	4
Tube packing & Bulk packing.....	4
Suggested thermal profiles for soldering processes.....	5
High reliability test capabilities.....	6

KBU6005 THRU KBU610

6.0A Plastic Passivated Single-Phase Bridge Rectifiers-50-1000V

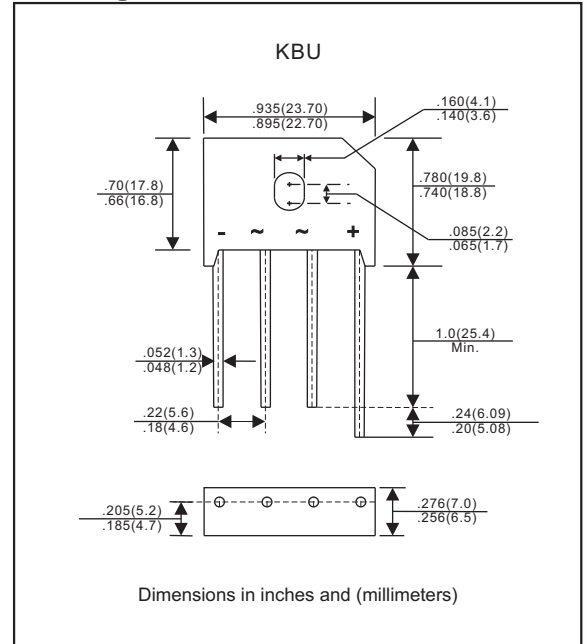
Features

- Surge overload rating 175 amperes peak.
- Ideal for printed circuit board
- Reliable low cost construction utilizing molded plastic technique
- Plastic Passivated chip junctions.
- Lead-free parts meet RoHS requirements.
- UL recognized file # E321971
- Suffix "-H" indicates Halogen-free part, ex. KBU6005-H.

Mechanical data

- Epoxy:UL94-V0 rated flame retardant
- Case : Molded plastic, KBU
- Terminals : Solder plated, solderable per MIL-STD-750, Method 2026
- Polarity : marked on body
- Mounting Position : Any
- Weight : Approximated 8.00 gram

Package outline



Maximum ratings and Electrical Characteristics (AT T_A=25°C unless otherwise noted)

PARAMETER	CONDITIONS	Symbol	MIN.	TYP.	MAX.	UNIT
Forward rectified current	See Fig.1	I _O			6.0	A
Forward surge current	8.3ms single half sine-wave (JEDEC method)	I _{FSM}			175	A
Reverse current	V _R = V _{RRM} T _J = 25°C	I _R			10	uA
	V _R = V _{RRM} T _J = 100°C				1000	
I ² t Rating for fusing	t < 8.3 ms	I ² t			127	A ² s
Typical Junction capacitance per element	Measured at 1.0MHz and applied reverse voltage of 4.0 VDC	C _J		260		pF
Storage temperature		T _{STG}	-65		+175	°C

SYMBOLS	V _{RRM} ^{*1} (V)	V _{RMS} ^{*2} (V)	V _R ^{*3} (V)	V _F ^{*4} (V)	Operating temperature T _J (°C)
KBU6005	50	35	50	1.0	-55 to +125
KBU601	100	70	100		
KBU602	200	140	200		
KBU604	400	280	400		
KBU606	600	420	600		
KBU608	800	560	800		
KBU610	1000	700	1000		

*1 Repetitive peak reverse voltage

*2 RMS voltage

*3 Continuous reverse voltage

*4 Maximum forward voltage@ IF=3.0A

Rating and characteristic curves (KBU6005 THRU KBU610)

FIG.1-DERATING CURVE FOR OUTPUT RECTIFIED CURRENT

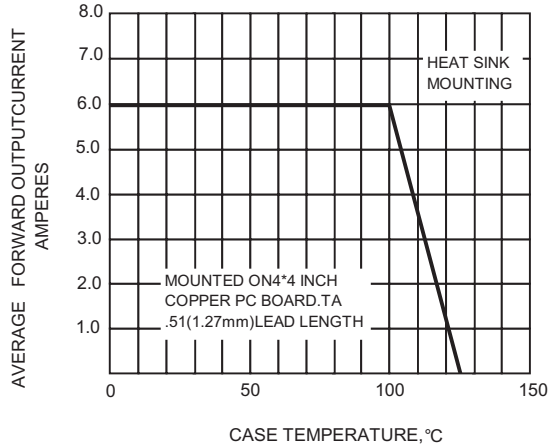


FIG.2 TYPICAL INSTANTANEOUS FORWARD CHARACTERISTIC

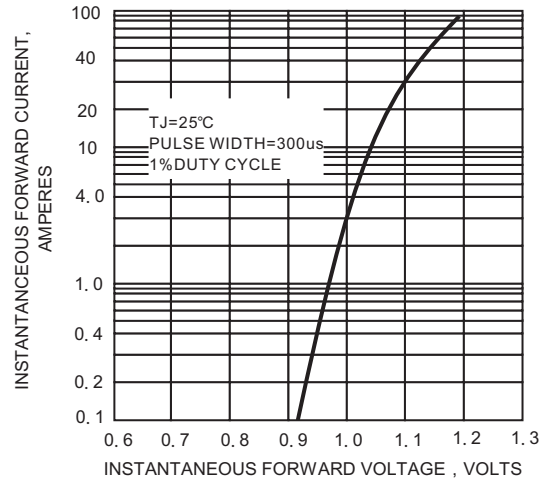


FIG.3-MAXIMUM NON-RETETITIVE PEAK

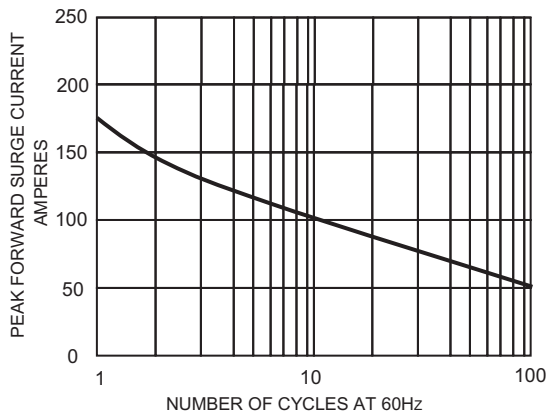


FIG.4-TYPICAL REVERSE CHARACTERISTICS

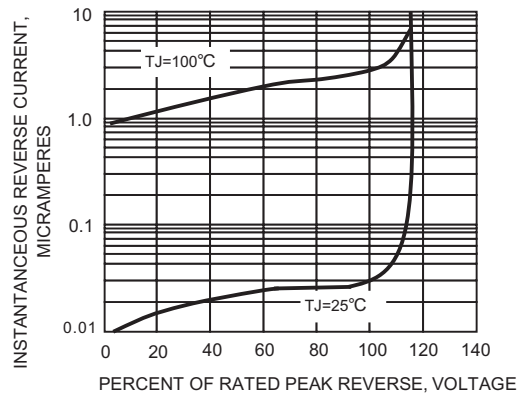
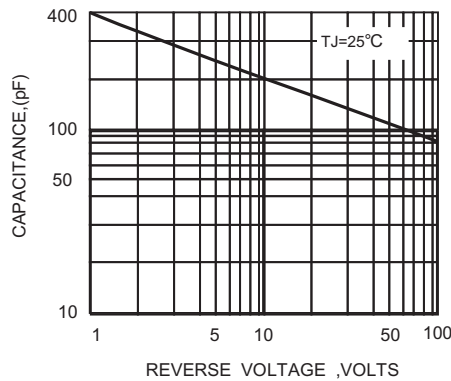
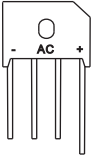
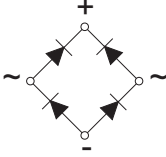


FIG.5-TYPICAL JUNCTION CAPACITANCE PER ELEMENT



KBU6005 THRU KBU610

Pinning information

Simplified outline	Symbol
	

Marking

Type number	Marking code
KBU6005	KBU6005
KBU601	KBU601
KBU602	KBU602
KBU604	KBU604
KBU606	KBU606
KBU608	KBU608
KBU610	KBU610

Tube packing

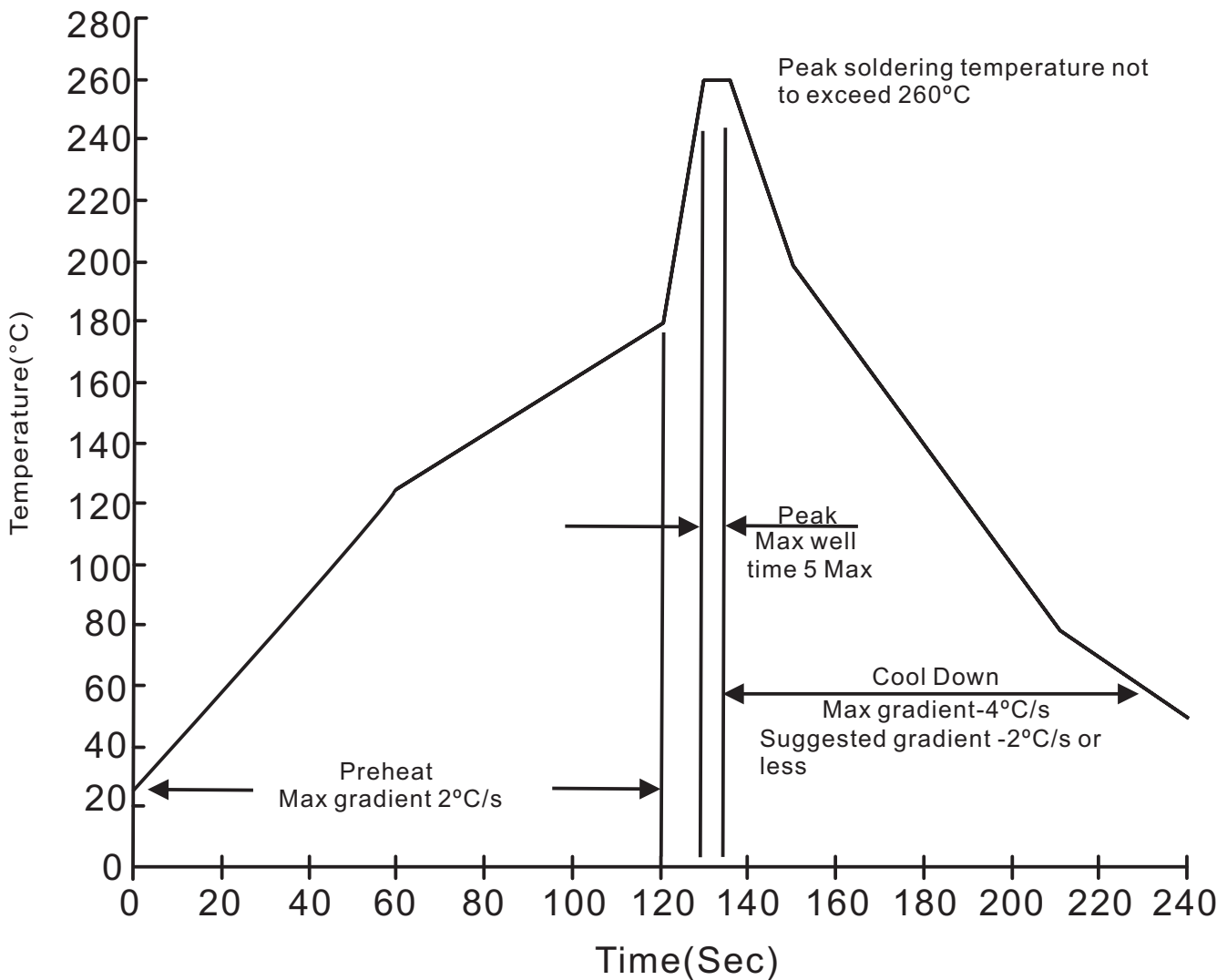
PACKAGE	TUBE (pcs)	TUBE SIZE (m/m)	BOX (pcs)	INNER BOX (m/m)	CARTON SIZE (m/m)	CARTON (pcs)	APPROX. GROSS WEIGHT (kg)
KBU	20	488*55.2*9.5	400	510*110*125	530*240*285	1,600	19.5

Bulk packing

PACKAGE	BOX (pcs)	INNER BOX (m/m)	CARTON SIZE (m/m)	CARTON (pcs)	APPROX. GROSS WEIGHT (kg)
KBU	400	230*230*49	485*240*172	2,400	18.6

KBU6005 THRU KBU610

1. Lead free temperature profile wave-soldering



KBU6005 THRU KBU610

High reliability test capabilities

Item Test	Conditions	Reference
1. Solder Resistance	at 260±5°C for 10±2sec. immerse body into solder 1/16"±1/32"	MIL-STD-750D METHOD-2031
2. Solderability	at 245±5°C for 5 sec.	MIL-STD-202F METHOD-208
3. High Temperature Reverse Bias	$V_R=80\%$ rate at $T_J=125^\circ\text{C}$ for 168 hrs.	MIL-STD-750D METHOD-1038
4. Forward Operation Life	Rated average rectifier current at $T_A=25^\circ\text{C}$ for 500hrs.	MIL-STD-750D METHOD-1027
5. Intermittent Operation Life	$T_A = 25^\circ\text{C}$, $I_F = I_o$ On state: power on for 5 min. off state: power off for 5 min. on and off for 500 cycles.	MIL-STD-750D METHOD-1036
6. Pressure Cooker	$15P_{SIG}$ at $T_A=121^\circ\text{C}$ for 4 hrs.	JESD22-A102
7. Temperature Cycling	-55°C to +125°C dwelled for 30 min. and transferred for 5min. total 10 cycles.	MIL-STD-750D METHOD-1051
8. Forward Surge	8.3ms single half sine-wave , one surge.	MIL-STD-750D METHOD-4066-2
9. Humidity	at $T_A=85^\circ\text{C}$, RH=85% for 1000hrs.	MIL-STD-750D METHOD-1021
10. High Temperature Storage Life	at 175°C for 1000 hrs.	MIL-STD-750D METHOD-1031