

ILPA35JU SERIES



35W Water-Proof Constant Current LED Driver

- Wide Input Voltage 90 to 305VAC, 47 to 63Hz
- Constant Current Output
- High Efficiency (up to 88%)
- Active Power Factor Correction (PFC)
- Over Voltage, Short Circuit, Lighting, and Over Temperature Protection
- IP67 Waterproof Rating, Metal Housing
- Comply with UL8750 & EN61347 Safety Regulation

3 Year Warranty

Approvals:    IP67 

Single Output

Part Number	Output Current Range (Min. / Typ. / Max.)	Output Voltage Range (Min. / Max.)	Efficiency (220VAC, Full Load)	Over Voltage Protection (Min/Typ/Max)	Max. Output Power
ILPA35JU-S290ST	2755 / 2900 / 3045 mA	4 / 12 VDC	82%	13 / 15 / 17 VDC	35W
ILPA35JU-S245ST	2328 / 2450 / 2573 mA	5 / 15 VDC	83%	16 / 18 / 20 VDC	35W
ILPA35JU-S210ST	1995 / 2100 / 2205 mA	6 / 18 VDC	84%	19 / 21 / 23 VDC	35W
ILPA35JU-S175ST	1663 / 1750 / 1838 mA	7 / 20 VDC	84%	23 / 25 / 27 VDC	35W
ILPA35JU-S140ST	1330 / 1400 / 1470 mA	8 / 24 VDC	85%	30 / 32 / 34 VDC	35W
ILPA35JU-S105ST	998 / 1050 / 1103 mA	11 / 33 VDC	86%	39 / 41 / 43 VDC	35W
ILPA35JU-S070ST	665 / 700 / 735 mA	17 / 50 VDC	86%	57 / 58 / 59 VDC	35W
ILPA35JU-S045ST	428 / 450 / 473 mA	26 / 78 VDC	87%	95 / 97 / 99 VDC	35W
ILPA35JU-S035ST	333 / 350 / 368 mA	33 / 100 VDC	88%	118 / 120 / 122 VDC	35W

Item -S290ST, -S245ST, -S210ST, -S175ST, -S140ST, -S105ST are Class 2 output (USR & CNR).

Item -S070ST is Class 2 output (USR), Non-Class 2 output (CNR)

Item -S045ST, -S035ST is Non-Class 2 output (USR & CNR)

Electrical Characteristics

Parameter	Test Conditions	Min.	Typ.	Max.	Unit
Input Voltage	Operating Voltage	90		305	VAC
Input Frequency		47		63	Hz
Output Power Range	Vin=90 to 264VAC	0		35	W
Input Current (Low Line)	Io=Full load, Vin=115VAC			0.49	A
Input Current (High Line)	Io=Full load, Vin=230VAC			0.25	A
High Line Inrush Current	Io=Full load, 25°C, Cool start, Vin=230VAC			20	A
Power Factor Correction	Vin=110VAC		92		%
Efficiency	Io=Full Load, Vin=230VAC	82		88	%
No-Load Power Consumption	No Load, Vin=230VAC			6	W
Line Regulation	Io=Full Load			2	%
Load Regulation	Vin=230VAC			5	%
Over Voltage Protection	(Latch mode. The power unit shall return to normal operation only after the power is turn-on again.)				
Over Temperature Protection			110		°C
Short Circuit Protection	No damage shall occur when any output operating in a short circuit condition. The power supply shall be self-recovery when the fault condition is removed.				
Output Overshoot / Undershoot	When power on or off			10	%
Start Up Time	Io=Full Load, Vin=110VAC		1.7	2	S
Ripple & Noise (Peak to Peak)	Measured by 20 MHz bandwidth oscilloscope and the output paralleled a 0.1 uF ceramic capacitor and a 10 uF electrolytic capacitor.			10	% Vo

Conditions

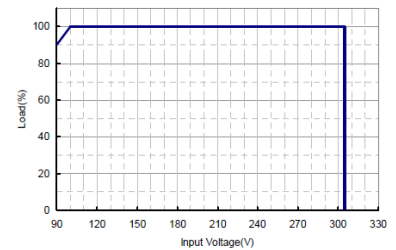
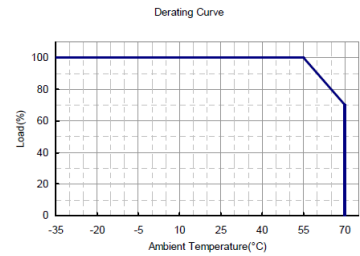
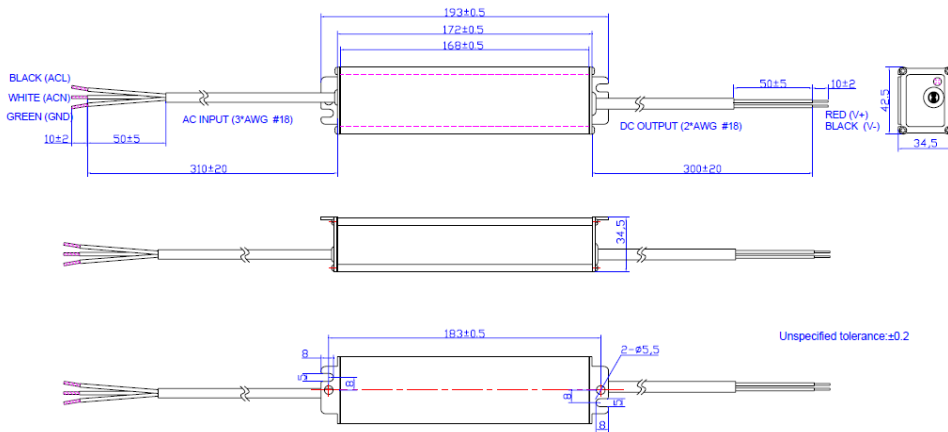
Parameter	Test Conditions	Min.	Typ.	Max.	Unit
Operating Temperature	Humidity: 10% RH to 100% RH	-35		55	°C
Storage Temperature	Humidity: 5% RH to 100% RH	-40		85	°C
MTBF (Operation temperature at 25°C, calculated per MIL-HDBK-217F)		0.541M			Hours
Life Time (measured at 110VAC, 45°C ambient temperature, 80% load for 2900mA output model)		0.087M			Hours
No output power derating from -35°C to 55°C					

Approvals and Compliance

Parameter	Standards
EMI	EN55015
EMS	EN61000-3-2, EN61000-3-3, EN61000-4-2, EN61000-4-3, EN61000-4-4, EN61000-4-5, EN61000-4-6, EN61000-4-8, EN61000-4-11, EN61547
Safety UL/c-UL, CE	UL8750 Compliant to UL1310 Class 2, UL1012, UL935, CSA-C22.2 No. 0, CSA-C22.2 No. 107.1, CSA-C22.2 No.250.0, EN61347-1, EN61347-2-13
Waterproof	IP67 Rating

Mechanical & Technical

Parameter	Specification
Dimension,	172x34.5x42.5mm (6.77x1.36x1.67 inches)
Net Weight	480g approx.



Notes:

- For the driver to operate properly, the load voltage must be maintained above the minimum voltage threshold (approx. 33% of the max. output voltage for any given model).
- If the input voltage is within 90-175Vac, the output current can be varied from 100% down to 10%. (Refer to right figure A)
- If the input voltage is within 175-305Vac, the output current can be varied from 100% down to 20%. (Refer to right figure B)

