



# BL5200K08051T BALUN SPECIFICATION

Rev. A

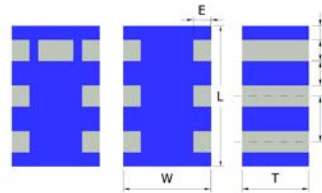
## PRODUCT FEATURES

1. Surface mount ceramic balun with a small size of 2.00 x 1.25 x 0.95 mm (0805 size).
2. Low insertion loss and inband amplitude/phase imbalance.
3. Highly stable under temperature and humidity changes.
4. Superior performance in a compact size, RoHS compliant.

## RF CHARACTERISTICS

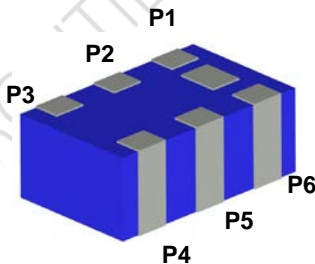
P/N: BL5200K08051T	Specification
Working Frequency Range	5400 ± 500 MHz
Insertion Loss (dB)	1.1 max
Unbalanced Impedance ( Ω )	50
Balanced Impedance ( Ω )	50
Return Loss (dB) Min.	10
Amplitude Balance (dB)	2.0
Phase Balance (degree)	180° ± 10°
Operation Temperature Range	-40°C to +85°C

## PHYSICAL DIMENSIONS



	Dimension (mm)
L	2.00 ± 0.15
W	1.25 ± 0.15
T	0.95 ± 0.10
A	0.20 ± 0.20
B	0.30 ± 0.20
C	0.35 ± 0.20
D	0.65 ± 0.20
E	0.30 ± 0.20

## TERMINAL CONFIGURATION



PIN	Definition	PIN	Definition
P1	Unbalanced Port	P4	Balanced Port
P2	GND	P5	GND
P3	Balanced Port	P6	NC

## PCB DESIGN/LAYOUT CONSIDERATION

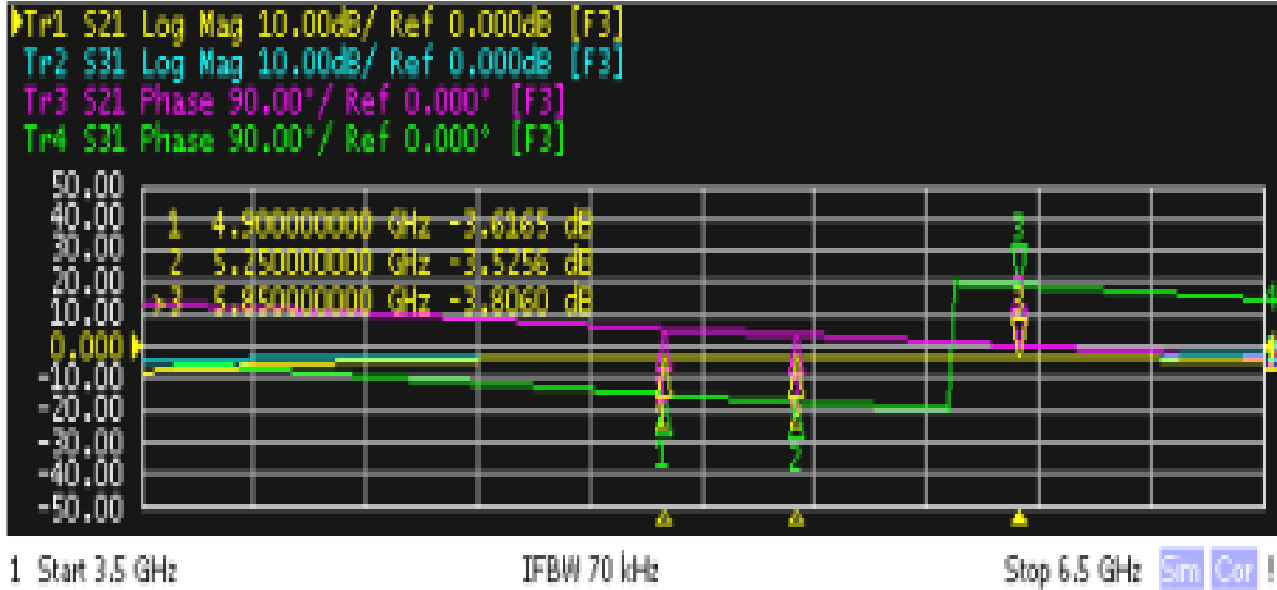
Figure	Symbol	Dimension (mm)
	A	1.00 ± 0.10
	B	0.35 ± 0.10
	C	0.30 ± 0.10
	D	0.65 ± 0.10
	E	0.80 ± 0.10
Unit : mm 		Trace impedance must be 50Ω. The trace width is a dependent of PCB material and its thickness.



## TEST DATA

### Typical RF Performance

#### (1). Amplitude Balance and Phase Balance



#### (2). Insertion Loss

