

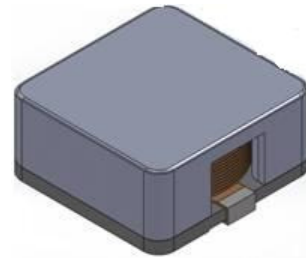
SMD Power Inductor

CDEIR10D50ME



Description

- Metal alloy core construction
- Magnetically shielded
- L×W×H: 11.5×10.7×5.2mm Max.
- Product weight : 2.7 g (Ref.)
- Moisture Sensitivity Level: 1



Applications

- Ideally used in Notebook, PDA and other high current application

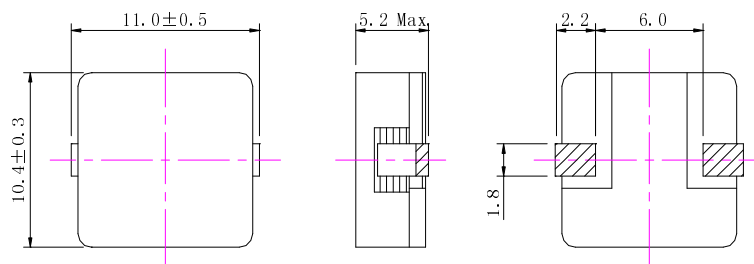
Environmental Data

- Operating temperature range: -40°C ~ +125°C (including coil's self temperature rise)
- Storage temperature range: -40°C ~ +125°C

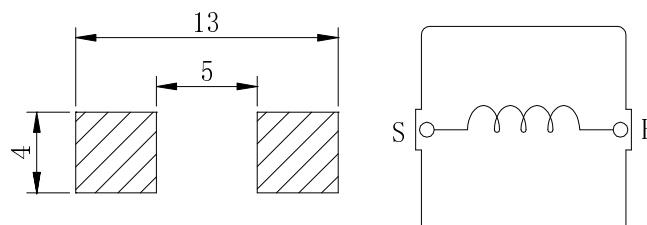
Packaging

- Carrier tape and reel packaging.
- 13.0" diameter reel
- 500pcs per reel

Dimension - [mm]



Land pattern and Schematics - [mm]



Note: This specification is subject to change without notice. Please contact your nearest sales office for updated information when placing an order.

SMD Power Inductor

CDEIR10D50ME



Electrical Characteristics

Part No.	Stamp	Inductance (μ H) [Within]※1	D.C.R.(m Ω) [Max.] (Typ.) (at 20°C)	Saturation Current (A) Typ. (at 20°C) ※2	Temperature Rise Current (A) Typ. ※3
CDEIR10D50MENP-R22MC	R22	0.22 \pm 20%	1.2 (1.0)	70.0	22.0
CDEIR10D50MENP-R47MC	R47	0.47 \pm 20%	1.9 (1.6)	60.0	20.0
CDEIR10D50MENP-1R0MC	1R0	1.00 \pm 20%	3.0 (2.5)	34.0	17.0
CDEIR10D50MENP-2R2MC	2R2	2.20 \pm 20%	6.2 (5.0)	26.0	12.5
CDEIR10D50MENP-3R3MC	3R3	3.30 \pm 20%	10.2 (8.5)	20.0	8.2
CDEIR10D50MENP-4R7MC	4R7	4.70 \pm 20%	12.0 (10.0)	18.0	7.8
CDEIR10D50MENP-6R8MC	6R8	6.80 \pm 20%	19.2 (16.0)	14.0	5.8
CDEIR10D50MENP-100MC	100	10.0 \pm 20%	25.2 (21.0)	12.0	5.0

※1 Measuring conditions Inductance at 100kHz 1V.

※2 Saturation current: the actual value of D.C. current when inductance is above 80% of its nominal value.

※3 Temperature rise current: the actual value of D.C. current when temperature of coil increased $\Delta T=40^{\circ}\text{C}$
($T_a=20^{\circ}\text{C}$)

Note: This specification is subject to change without notice. Please contact your nearest sales office for updated information when placing an order.

SMD Power Inductor

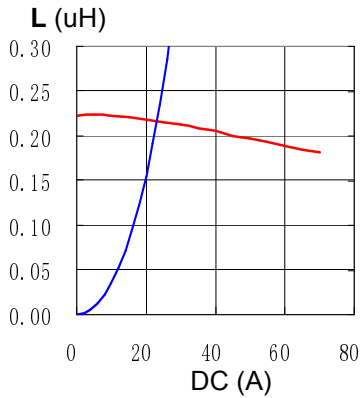
CDEIR10D50ME



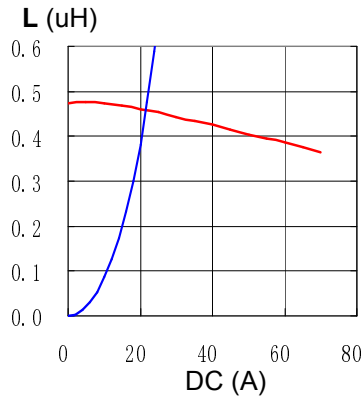
Saturation Current & Temperature Rise Graph

— L (20°C) — ΔT

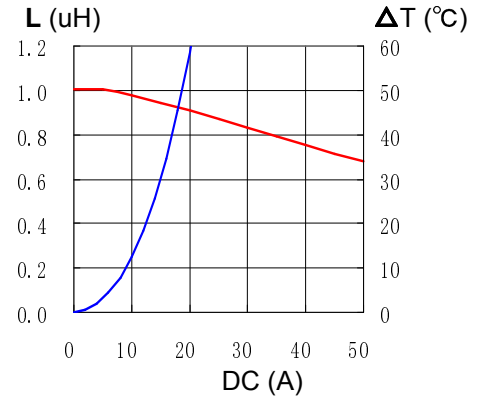
1. CDEIR10D50MENP-R22MC



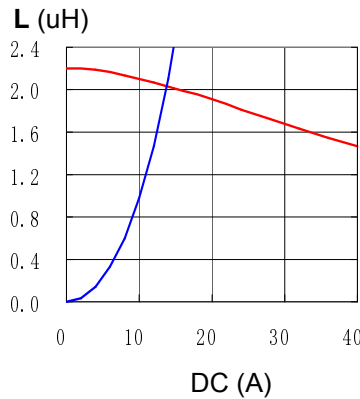
2. CDEIR10D50MENP-R47MC



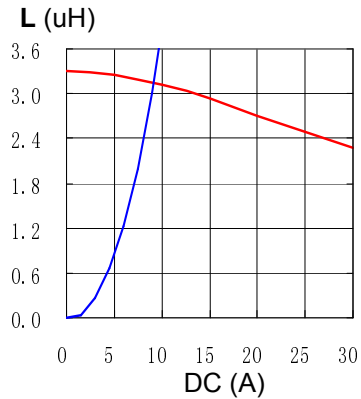
3. CDEIR10D50MENP-1R0MC



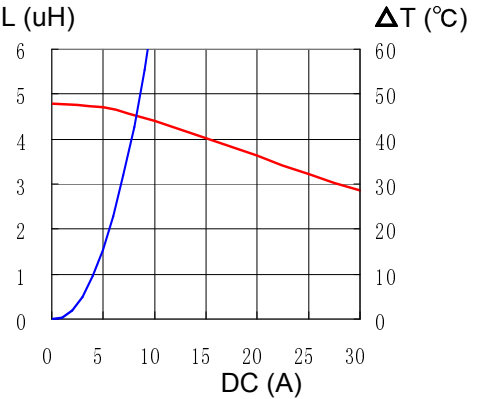
4. CDEIR10D50MENP-2R2MC



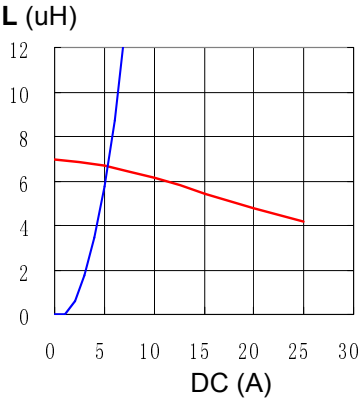
5. CDEIR10D50MENP-3R3MC



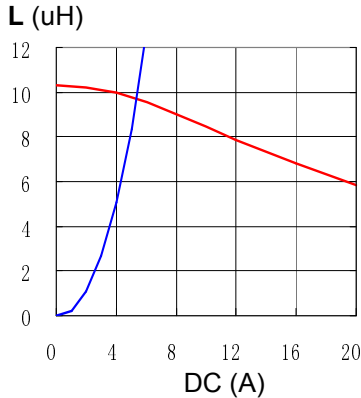
6. CDEIR10D50MENP-4R7MC



7. CDEIR10D50MENP-6R8MC



8. CDEIR10D50MENP-100MC

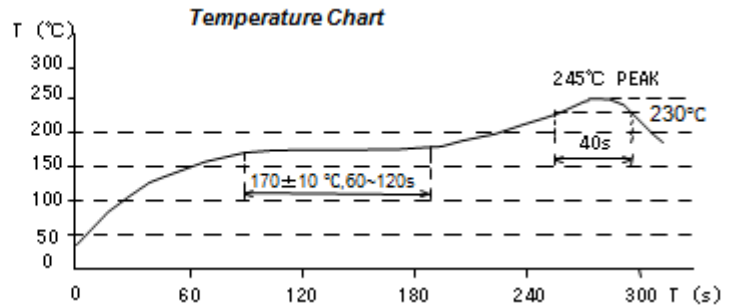
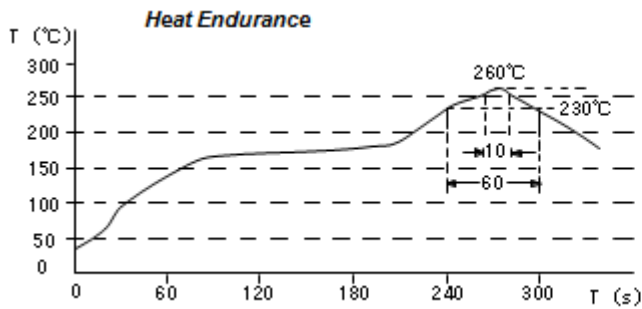


Note: This specification is subject to change without notice. Please contact your nearest sales office for updated information when placing an order.

SMD Power Inductor CDEIR10D50ME



Solder Reflow Condition



For sales office information, please [click here](#) to visit our website.

Note: This specification is subject to change without notice. Please contact your nearest sales office for updated information when placing an order.

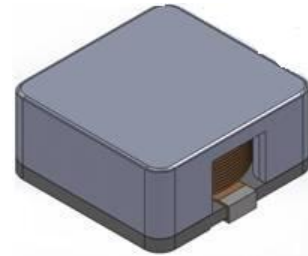
SMD Power Inductor

CDEIR10D50ME



Description

- メタルアロイ(鉄系)コア
- 閉磁構造
- LxWxH: 11.5x10.7x5.2mm Max.
- 製品重量 : 2.7 g (Ref.)
- 湿度感度レベル: 1



Applications

- ノート PC, PDA, 他大電流品

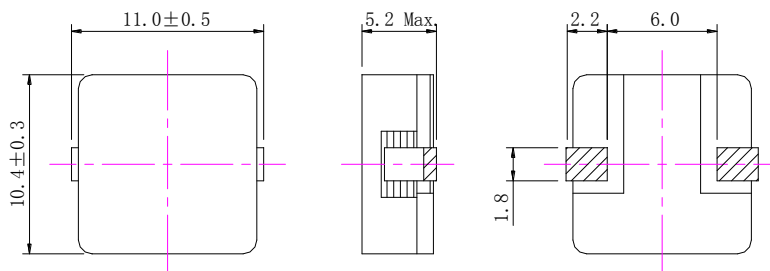
Environmental Data

- 動作温度範囲: -40°C ~ +125°C (コイル自己発熱を含む)
- 保存温度範囲: -40°C ~ +125°C

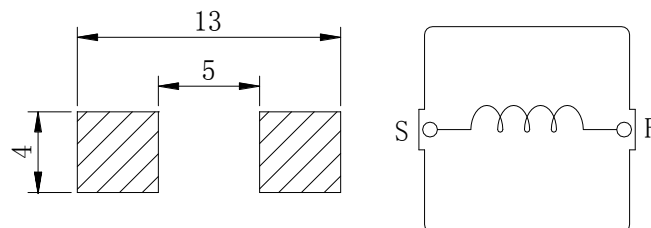
Packaging

- キャリアテープ、リール梱包
- リール直径 13.0"
- 1 リール 500 個

外形寸法図 - [mm]



推奨ランド図・結線図- [mm]



Note : This specification is subject to change without notice. Please contact your nearest sales office for updated information when placing an order.

SMD Power Inductor

CDEIR10D50ME



電気的特性

Part No.	Stamp	Inductance (μ H) [Within] ※1	D.C.R.(m Ω) [Max.] (Typ.) (at 20°C)	Saturation Current (A) Typ. (at 20°C) ※2	Temperature Rise Current (A) Typ. ※3
CDEIR10D50MENP-R22MC	R22	0.22 \pm 20%	1.2 (1.0)	70.0	22.0
CDEIR10D50MENP-R47MC	R47	0.47 \pm 20%	1.9 (1.6)	60.0	20.0
CDEIR10D50MENP-1R0MC	1R0	1.00 \pm 20%	3.0 (2.5)	34.0	17.0
CDEIR10D50MENP-2R2MC	2R2	2.20 \pm 20%	6.2 (5.0)	26.0	12.5
CDEIR10D50MENP-3R3MC	3R3	3.30 \pm 20%	10.2 (8.5)	20.0	8.2
CDEIR10D50MENP-4R7MC	4R7	4.70 \pm 20%	12.0 (10.0)	18.0	7.8
CDEIR10D50MENP-6R8MC	6R8	6.80 \pm 20%	19.2 (16.0)	14.0	5.8
CDEIR10D50MENP-100MC	100	10.0 \pm 20%	25.2 (21.0)	12.0	5.0

※1 インダクタンス測定周波 : at 100kHz 1V.

※2 . 直流重畳許容電流: 直流電流を流した時、インダクタンスの公称値が 80% 以上となる電流値とする

※3 温度上昇許容電流: 直流電流を流した時、コイルの温度上昇が $\Delta T=40^{\circ}\text{C}$ となる電流値。(Ta=20°C)

Note : This specification is subject to change without notice. Please contact your nearest sales office for updated information when placing an order.

SMD Power Inductor

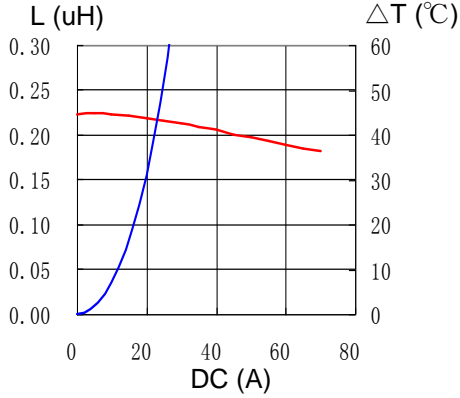
CDEIR10D50ME



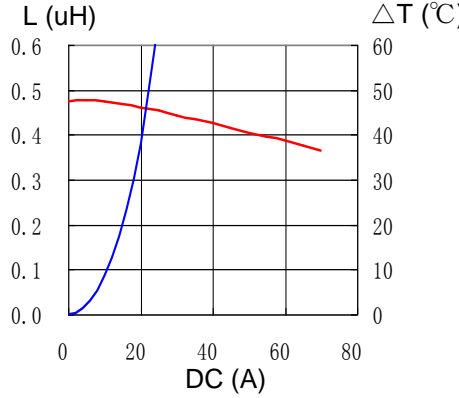
Saturation Current & Temperature Rise Graph

— L (20°C) — ΔT

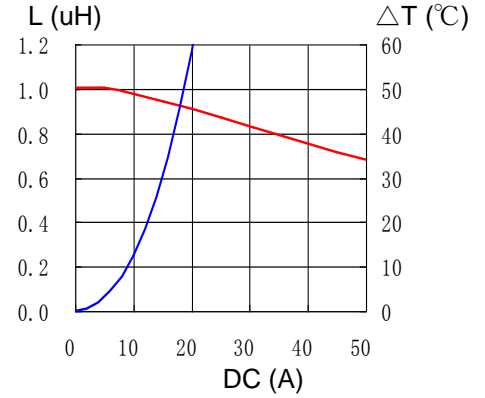
1. CDEIR10D50MENP-R22MC



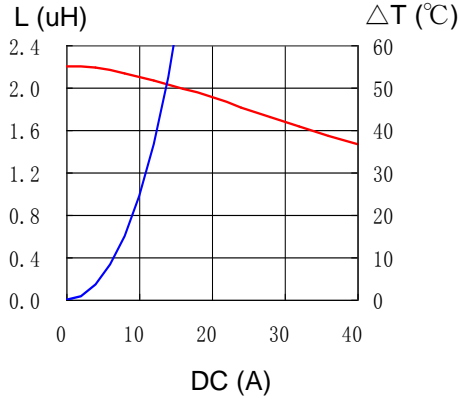
2. CDEIR10D50MENP-R47MC



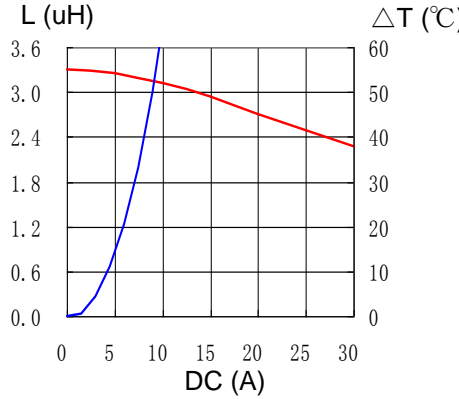
3. CDEIR10D50MENP-1R0MC



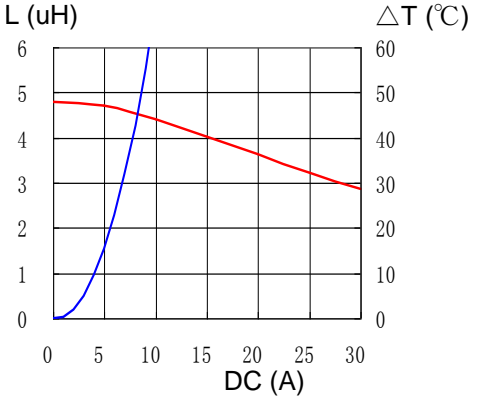
4. CDEIR10D50MENP-2R2MC



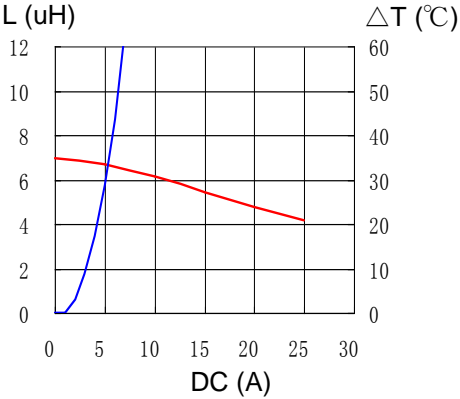
5. CDEIR10D50MENP-3R3MC



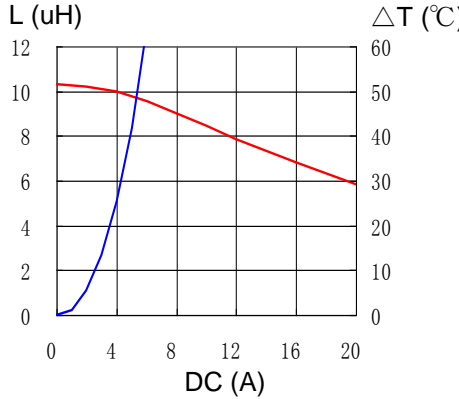
6. CDEIR10D50MENP-4R7MC



7. CDEIR10D50MENP-6R8MC



8. CDEIR10D50MENP-100MC



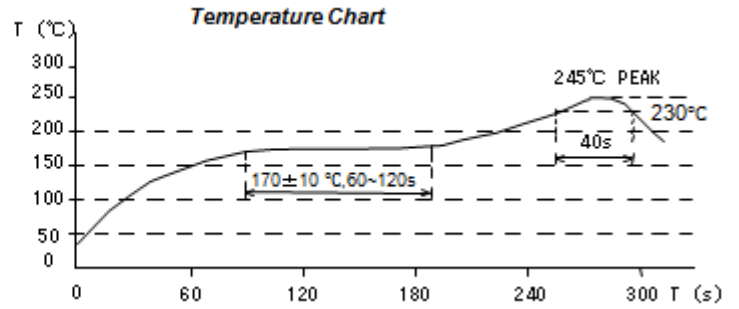
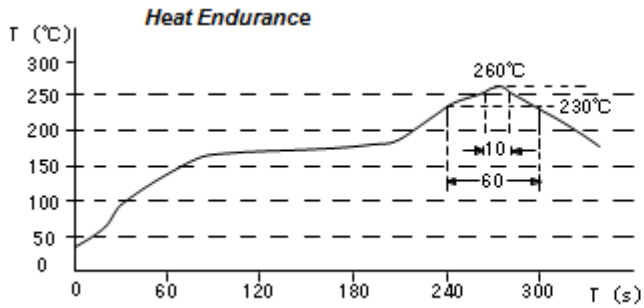
Note : This specification is subject to change without notice. Please contact your nearest sales office for updated information when placing an order.

SMD Power Inductor

CDEIR10D50ME



Solder Reflow Condition



営業所情報 : [ウェブサイトから](#) ご確認ください。

Note : This specification is subject to change without notice. Please contact your nearest sales office for updated information when placing an order.