


# SMD Current Sense Transformer CT323 Series

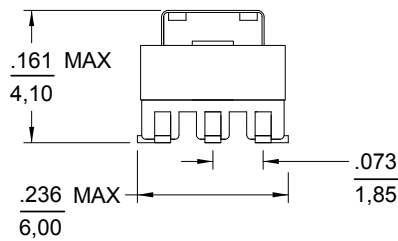
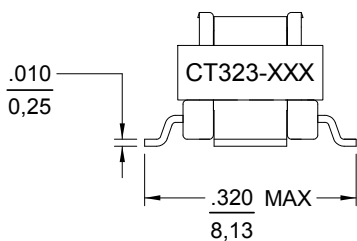
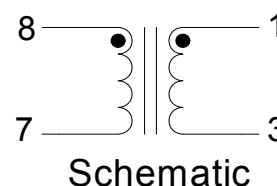
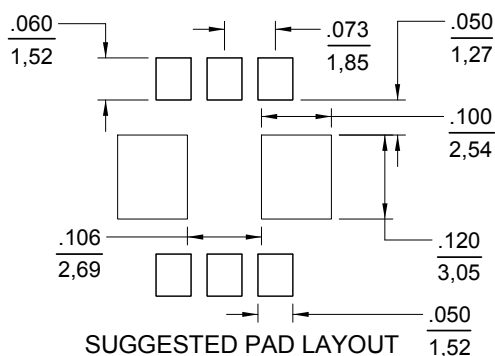
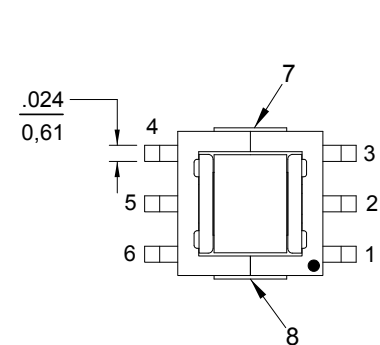


## Features

- Low Profile – Height: 4.1mm Max.
- Primary Rated for 20 Amps RMS Max. (note 8)
- Operating Frequency Range: 10kHz to 1MHz
- Temperature range -40°C to +130°C
- Electrical Specifications @ 25°C
- Tinned Leads with Leaded Solder is Available (note 6)

Datatronics Part Number	Turns Ratio (± 2%)	Inductance (1-3) $\mu$ H (TYP)	DCR (1-3) $\Omega$ (MAX)	Hipot Vrms
CT323-020	1:20	100	0.50	500
CT323-030	1:30	230	0.75	500
CT323-040	1:40	440	1.03	500
CT323-050	1:50	670	1.61	500
CT323-060	1:60	1000	1.98	500
CT323-070	1:70	1300	2.97	500
CT323-100	1:100	2800	5.36	500
CT323-125	1:125	4400	6.67	500
CT323-200	1:200	12200	33.24	500

## Mechanical Outline:



## Notes:

- 1.) All dimensions are in inches/mm  
Tolerance:  $\pm 0.010/0,25$  unless otherwise specified
- 2.) Inductance tested at 10 kHz, 0.1Vrms
- 3.) Coplanarity: 0.004/0,102
- 4.) Tape and reel quantity, 1200 pcs/reel
- 5.) Terminating resistor ( $R_T$ ) calculated:  
 $R_T = (N_{TURNS} / I_{PRI}) * V_{REF}$
- 6.) For Non-RoHS parts, replace CT prefix with -42  
e.g. CT323 becomes 42-323
- 7.) Terminal finish compliant to RoHS requirements.  
Solder in accordance with J-STD-020D
- 8.) Primary DCR (~4m $\Omega$ ) may cause higher voltage than typical for current sensing at high current and higher turns ratios.