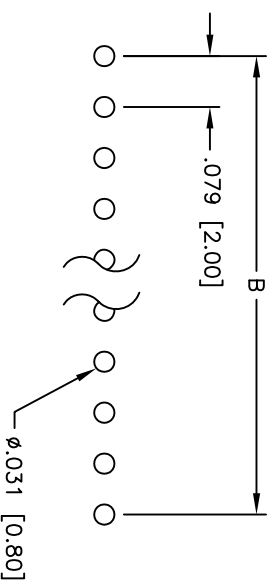
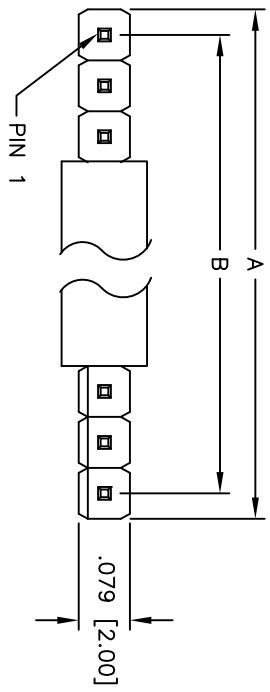
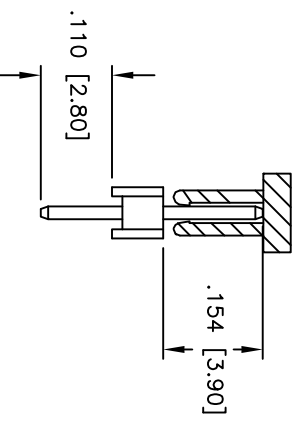
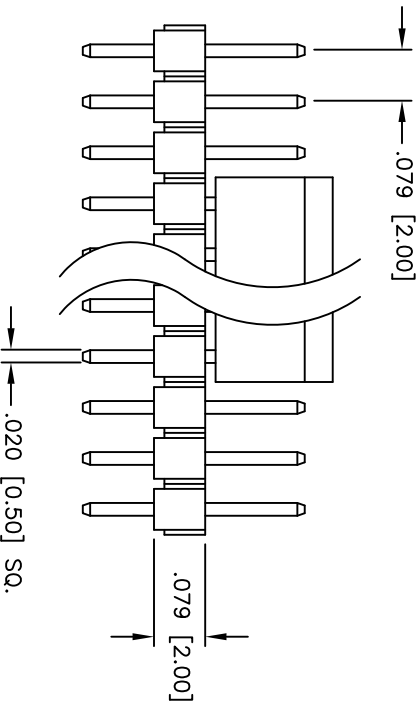


Rev	AWO #	Description	Date	Appr
-		RELEASED	8/28/06	

APPROVED: _____
 DATE: _____ TITLE: _____



RECOMMENDED
PCB LAYOUT



Positions: 1 thru 40
 A = .079 [2.00] x No. of Positions
 B = .079 [2.00] x No. of Spaces

NOTE: PACKAGED ON TAPE AND REEL

ADAM TECH

909 Rahway Avenue, Union, NJ 07083
 Phone: 908-687-5000 Fax: 908-687-5710

TITLE: .079 [2.00] SINGLE ROW PIN HEADER
 TIN PLATED, PICK & PLACE, TAPE & REEL

SPECIFICATIONS:
 Material: Insulator: PBT, rated UL 94V-0
 Insulator color: Black
 Contacts: Brass
 Plating: Gold over Nickel underplate overall
 Electrical: Current rating: 1 Amp max
 Contact resistance: 20 mohms max
 Insulation resistance: 5,000 Mohms min @ 500 VDC
 Dielectric withstanding voltage: 500 VAC for 1 minute
 Temperature Rating: Operating temperature: -55°C to +105°C
 Environmental: Lead free, ROHS compliant
 Recommended soldering temp: 235°C for 5 seconds



UNLESS OTHERWISE SPECIFIED ALL DIMENSIONS ARE INCHES [MM]		TOLERANCES: EXCEPT AS NOTED	
.X	± .10	ØX	± .10
.XX	± .020	ØXXX	± .015
.XXX	± .015	ØXXXX	± .010
APPROVALS	DATE		
DRAWN	SS	8/28/06	
CHECKED			
APPROVED			
SIZE	PART NO.	SCALE	SHEET 1 OF 1
X	2PH1-XX-UA+PP-T/R	NTS	
REV.			