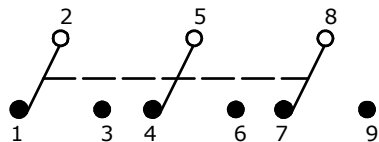
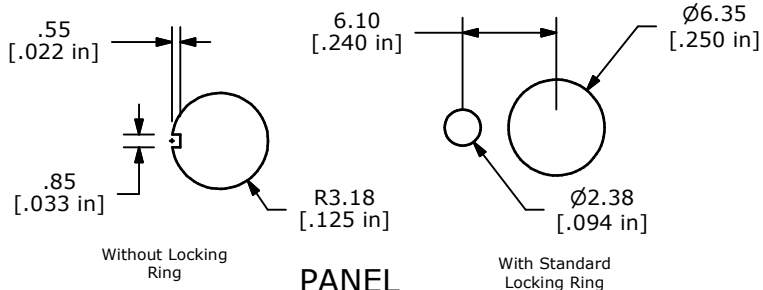


SWITCH FUNCTION		
POS. 1	POS. 2	POS. 3
(ON)	OFF	(ON)
2-3, 5-6, 8-9	OPEN	2-1, 5-4, 8-7

(ON) = MOMENTARY



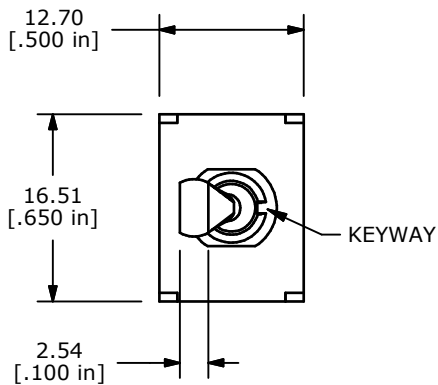
CIRCUIT: 3PDT



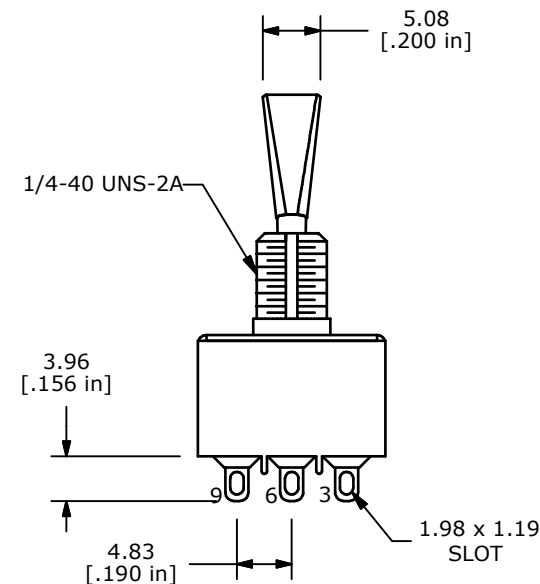
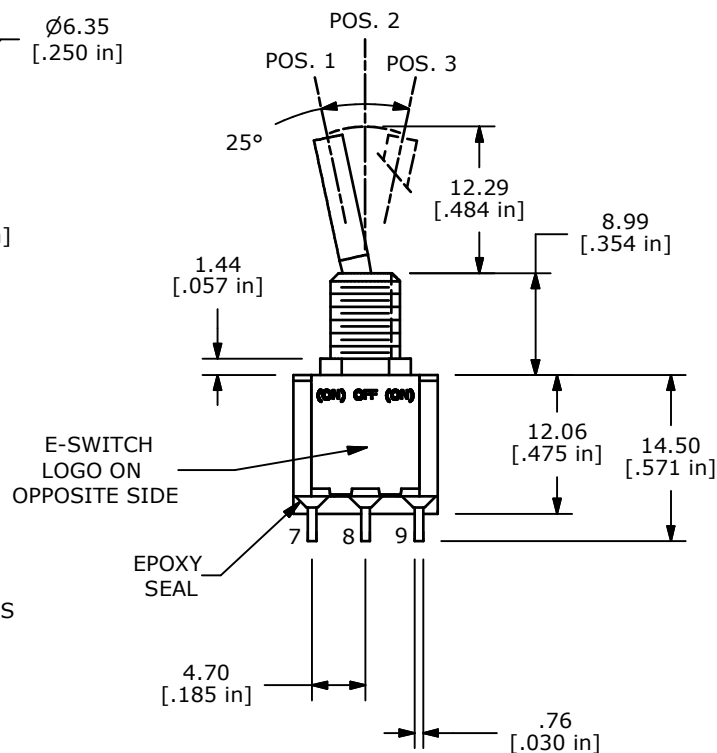
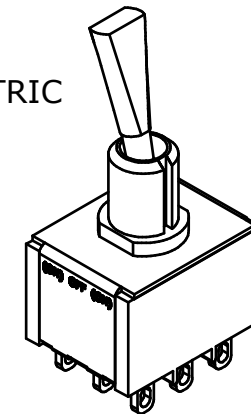
PANEL MOUNTING

NOTE:

1. ALL DIMENSIONS IN MM [INCH]
2. GENERAL TOLERANCE: X.X=±0.4
X.XX=±0.25
3. TERMINAL NUMBERS FOR REF ONLY
- ▲ 4. PLATING MATERIAL: SILVER
5. RATING: 5A @120 VAC (or 28 VDC)
2A @250 VAC
6. LIFE EXPECTANCY: 40,000 MAKE-AND-BREAK CYCLES
AT FULL LOAD.
7. INSULATION RESISTANCE: 1,000 MEGA-OHM MIN.
8. DIELECTRIC STRENGTH: 1,000 V RMS @SEA LEVEL.
9. OPERATING TEMP.: -30°C to 85°C
10. ▲ DENOTES CRITICAL PARAMETER.
11. 2002/95/EC (ROHS) COMPLIANT
12. HARDWARE TO BE SHIPPED BULK
T100000 - HEXNUT - QTY 2
T100011 - LOCKWASHER - QTY 1
T100015 - LOCKRING - QTY 1



ISOMETRIC



TITLE 1003P4T6B11M1QEH

A	18198	RELEASED FOR PRODUCTION	8/8/08	BLR
REV	PCR NO	DESCRIPTION	DATE	BY

SCALE	DATE	DR	DWG	REV
1.5 : 1	8/8/2008	BLR	ST131040	A

THE INFORMATION CONTAINED IN THIS DOCUMENT IS PROPRIETARY TO E-SWITCH AND IS NOT TO BE COPIED OR TRANSFERRED