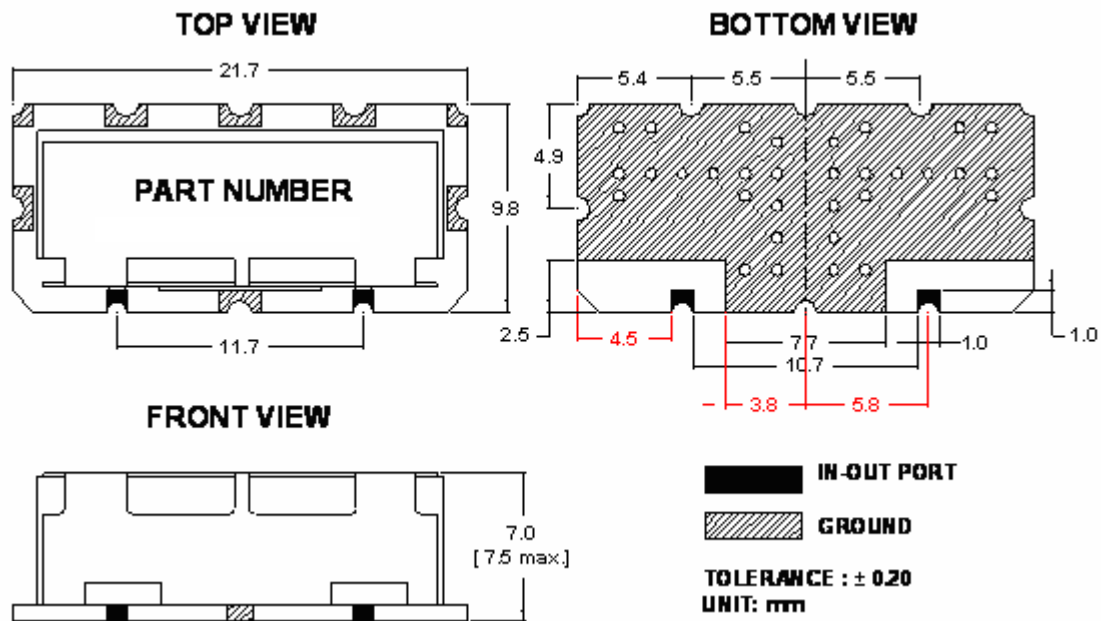


Ceramic Bandpass Filter IFD08855

Features

- Ceramic bandpass filter
- 50Ω single-ended operation
- Surface Mounted Module Package (21.7mm × 9.8mm × 7.5mm)


Package Dimensions



Maximum Ratings

Parameter	Unit	Minimum	Typical	Maximum
Operating Temperature Range	℃	-40	25	85
Storage Temperature Range	℃	-40	25	85
Power Handling Capability	Watt	-	-	3

Electrostatics Sensitive Device (ESD)

 ITF Co., Ltd. 102-901, Bucheon Technopark 364, Samjeong-Dong, Ojeong-Gu, Bucheon-City, Gyeonggi-Do, Korea 421-809	Part No.	IFD08855	
	Rev. Date	2014-09-04	
	Rev.	AS 01	1/3

Ceramic Bandpass Filter IFD08855


Specifications

Fo = 881.5MHz

	Minimum	Typical	Maximum	Unit
Center Frequency (Fo)	-	881.5	-	MHz
Insertion Loss (869 ~ 894MHz)	-	2.0	2.5	dB
Amplitude Ripple (869 ~ 894MHz)	-	0.6	1.0	dB
Return Loss (869 ~ 894MHz)	15	18	-	dB
Relative Attenuation @ 849 MHz	48.0	53.0	-	dB
Input/Output Impedance		50		Ohm

Notes :

- 1) All specifications are based on the matching schematic shown below, measured by Agilent Network analyzer and full 2 port calibration.
- 2) Electrical margin has been built into the design to account for the variations due to temperature drift and manufacturing tolerances
- 3) All attenuation measurements are measured relative to insertion loss

	ITF Co., Ltd. 102-901, Bucheon Technopark 364, Samjeong-Dong, Ojeong-Gu, Bucheon-City, Gyeonggi-Do, Korea 421-809	Part No.	IFD08855	
		Rev. Date	2014-09-04	
		Rev.	AS 01	2/3

Ceramic Bandpass Filter IFD08855

Matching Schematic

(Actual matching values may vary due to PCB layout and parasitics)




Marking Configuration

Part Number ¹⁾

1) Part Number

* Ink or Laser Marking available

	ITF Co., Ltd. 102-901, Bucheon Technopark 364, Samjeong-Dong, Ojeong-Gu, Bucheon-City, Gyeonggi-Do, Korea 421-809	Part No.	IFD08855	
		Rev. Date	2014-09-04	
		Rev.	AS 01	3/3