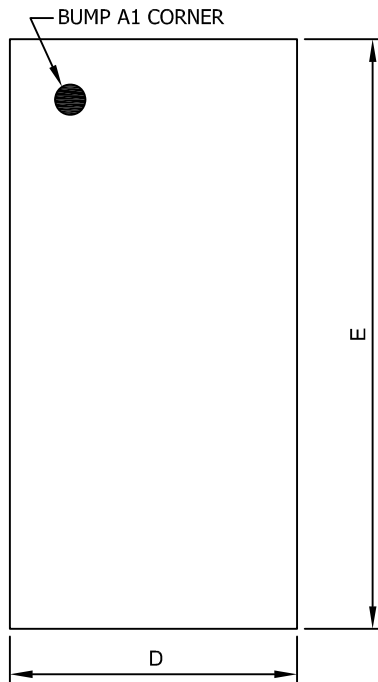
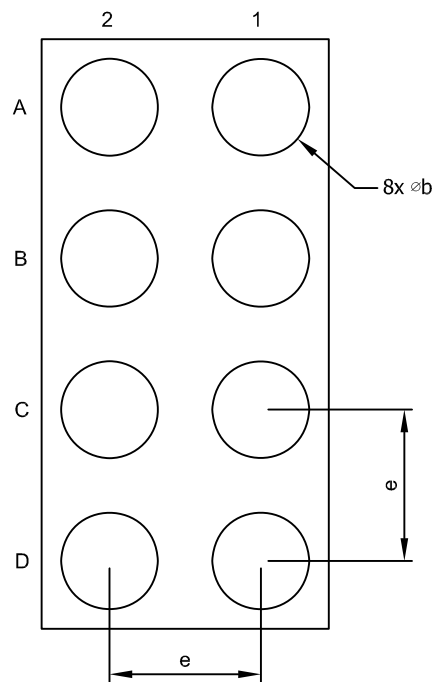





WLCSP2X4-8



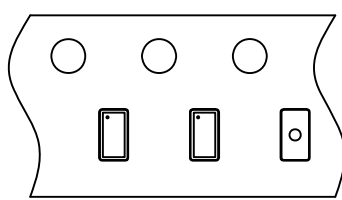
Top View



Bottom View



Symble	DIMENSION IN MM			DIMENSION IN INCH		
	MIN.	NOM.	MAX.	MIN.	NOM.	MAX.
A	0.540	0.600	0.660	0.0212	0.0236	0.0260
A1	0.210	0.235	0.260	0.0083	0.0093	0.0102
A2	0.330	0.365	0.400	0.0130	0.0144	0.0157
D	0.950	0.970	1.000	0.0374	0.0382	0.0394
E	1.950	1.970	2.000	0.0768	0.0776	0.0787
b	0.300	0.320	0.340	0.0118	0.0126	0.0134
e	0.50 BSC			0.0197 BSC		



Feed Direction

Taping Specification

PACKAGE	Q'TY/REEL
WLCSP2X4-8	3,000ea