

Surface Mount RF Transformer

50Ω 8 to 600 MHz

ADT2-1T-1P+ ADT2-1T-1P



Maximum Ratings

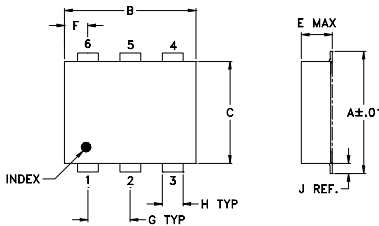
Operating Temperature	-40°C to 85°C
Storage Temperature	-55°C to 100°C
RF Power	1W
DC Current	30mA

Permanent damage may occur if any of these limits are exceeded.

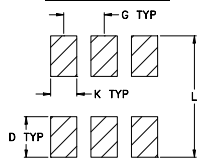
Pin Connections

PRIMARY DOT	3
PRIMARY	1
SECONDARY DOT	4
SECONDARY	6
SECONDARY CT	5
NOT USED	2

Outline Drawing



PCB Land Pattern



Suggested Layout,
Tolerance to be within ±.002

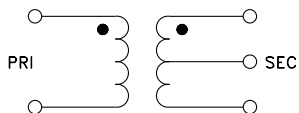
Outline Dimensions (inch/mm)

A	B	C	D	E	F	G
.272	.310	.220	.100	.112	.055	.100
6.91	7.87	5.59	2.54	2.84	1.40	2.54

H	J	K	L	wt
.030	.026	.065	.300	grams
0.76	0.66	1.65	7.62	0.20

Demo Board MCL P/N: TB-430

Config. A



Features

- excellent return loss, 15 dB typ.
- excellent amplitude unbalance, 0.1 dB typ. and phase unbalance, 1 deg. typ.
- high RF power up to 1 watt
- aqueous washable
- protected under US patent 6,133,525

Applications

- impedance matching
- baluns

CASE STYLE: CD542
PRICE: \$4.25 ea. QTY (20)

+RoHS Compliant

The +Suffix identifies RoHS Compliance. See our web site for RoHS Compliance methodologies and qualifications



Available Tape and Reel
at no extra cost

Reel Size	Devices/Reel
7"	20, 50, 100, 200, 500
13"	500, 1000

Transformer Electrical Specifications

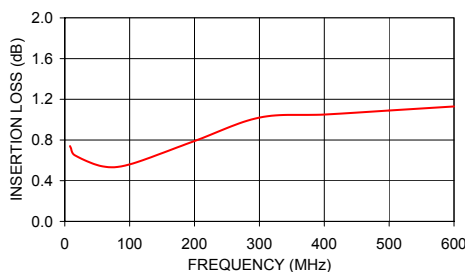
Ω RATIO (Secondary/Primary)	FREQUENCY (MHz)	INSERTION LOSS*			PHASE UNBALANCE (Deg.) Typ.		AMPLITUDE UNBALANCE (dB) Typ.	
		3 dB MHz	2 dB MHz	1 dB MHz	1 dB bandwidth	2 dB bandwidth	1 dB bandwidth	2 dB bandwidth
2	8-600	8-600	10-400	13-300	1	1	0.2	0.3

* Insertion Loss is referenced to mid-band loss, 0.5 dB typ.

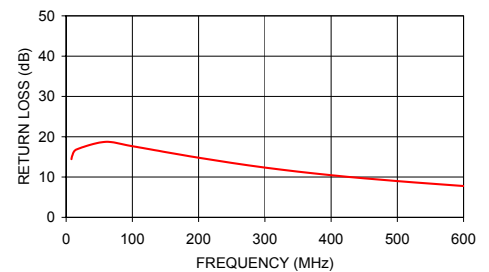
Typical Performance Data

FREQUENCY (MHz)	INSERTION LOSS (dB)	INPUT R. LOSS (dB)	AMPLITUDE UNBALANCE (dB)	PHASE UNBALANCE (Deg.)
8.00	0.74	14.43	0.00	0.06
9.50	0.72	15.42	0.01	0.06
15.50	0.65	16.83	0.00	0.03
58.75	0.54	18.72	0.01	0.14
100.00	0.56	17.66	0.03	0.00
200.00	0.79	14.80	0.13	0.11
300.00	1.02	12.34	0.33	0.51
400.00	1.05	10.45	0.66	1.24
500.00	1.09	9.00	1.10	2.48
600.00	1.13	7.78	1.78	4.22

ADT2-1T-1P
INSERTION LOSS



ADT2-1T-1P
INPUT RETURN LOSS



Notes

- Performance and quality attributes and conditions not expressly stated in this specification document are intended to be excluded and do not form a part of this specification document.
- Electrical specifications and performance data contained in this specification document are based on Mini-Circuit's applicable established test performance criteria and measurement instructions.
- The parts covered by this specification document are subject to Mini-Circuits standard limited warranty and terms and conditions (collectively, "Standard Terms"); Purchasers of this part are entitled to the rights and benefits contained therein. For a full statement of the Standard Terms and the exclusive rights and remedies thereunder, please visit Mini-Circuits' website at www.minicircuits.com/MCLStore/terms.jsp



www.minicircuits.com P.O. Box 35166, Brooklyn, NY 11235-0003 (718) 934-4500 sales@minicircuits.com

REV. C
M112648
ADT2-1T-1P
ED-6918/2
HY/TD/CP/AM
131121