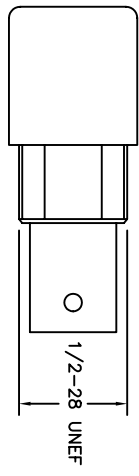
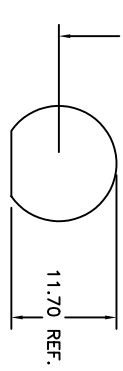
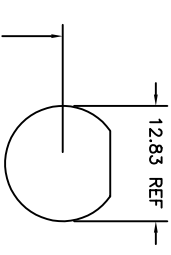
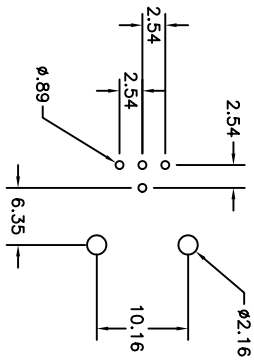


Rev	AWO #	Description	Date	Appr
-		Released	12/22/03	

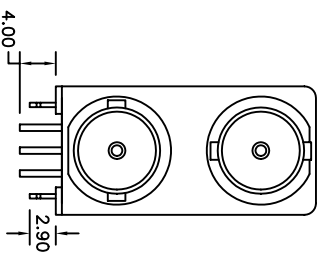
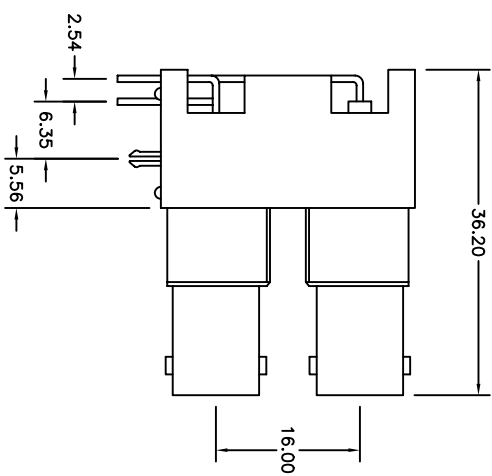
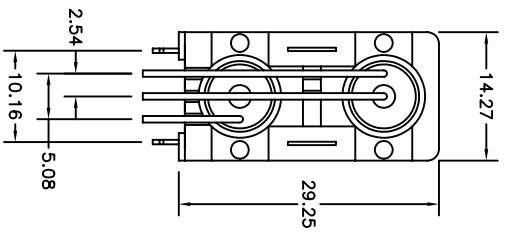
APPROVED: _____
 DATE: _____ TITLE: _____



RECOMMENDED
 PANEL CUTOUT



RECOMMENDED
 PC Board Layout
 Right Angle Mount



SPECIFICATIONS

Material: PBT.
 Housing: Phosphor Bronze, Gold and Tin plated.
 Contacts: Zinc Alloy, Nickel Plated
 Grounding Terminal: Copper, Tin plated.
 Electrical
 Nominal Impedance: 75 Ohms
 Frequency Range: 0 – 1 GHz
 Maximum Peak Voltage: 500V
 Insulation Resistance: 5000 Mohms min @ 500 VDC
 Dielectric Withstanding Voltage: 1500 VAC rms.
 Temperature Range: -65°C to +165°C

ADAM TECH

909 Rahway Avenue, Union, NJ 07083
 Phone: 908-687-5000 Fax: 908-687-5710

TITLE
**DUAL PORT BNC, R/A PCB MOUNT,
 75 OHM IMPEDANCE**

UNLESS OTHERWISE SPECIFIED ALL DIMENSIONS ARE MM [INCHES] TOLERANCES: EXCEPT AS NOTED INCHES		HOLES	
X	± .10	ØX	± .10
.XX	± .020	ØXXX	± .015
.XXX	± .015	ØXXXX	± .010
APPROVALS	DATE		
DRAWN	SLS	12/22/03	
CHECKED			
APPROVED			

SIZE	PART NO.	REV.
X	RF1-01D-P-00-75	
REF:	SCALE: NTS	SHEET 1 OF 1