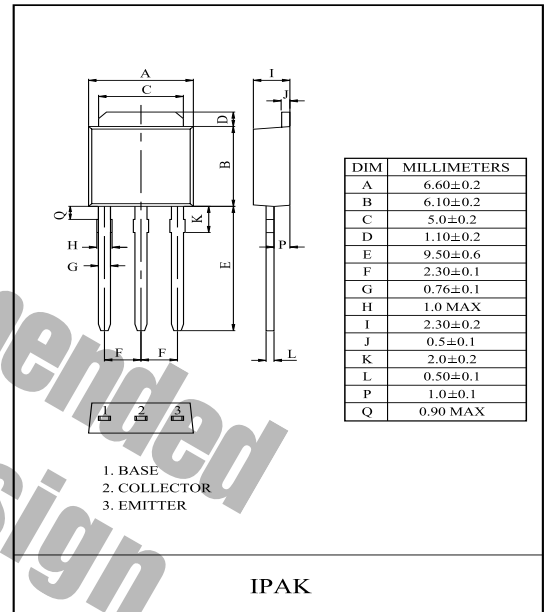
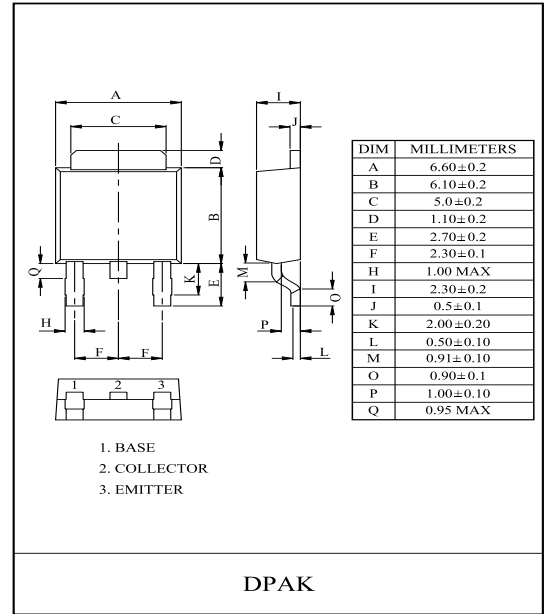


FEATURES

- Low Collector Saturation Voltage.
: $V_{CE(sat)}=0.16V(Typ.)$ at ($I_C=-4A, I_B=-0.05A$)
- Large Collector Current
: $I_C=-10A(dc)$ $I_C=-15A(10ms, \text{single pulse})$
- Complementary to KTC5001D/L.

MAXIMUM RATING (Ta=25)

CHARACTERISTIC	SYMBOL	RATING	UNIT
Collector-Base Voltage	V_{CBO}	-30	V
Collector-Emitter Voltage	V_{CEO}	-20	V
Emitter-Base Voltage	V_{EBO}	-6	V
Collector Current	I_C	-10	A
	I_{CP}	-15	
Base Current	I_B	-2	A
Collector Power Dissipation	P_C	Ta=25	1.0
		Tc=25	10
Junction Temperature	T_j	150	
Storage Temperature Range	T_{stg}	-55 150	

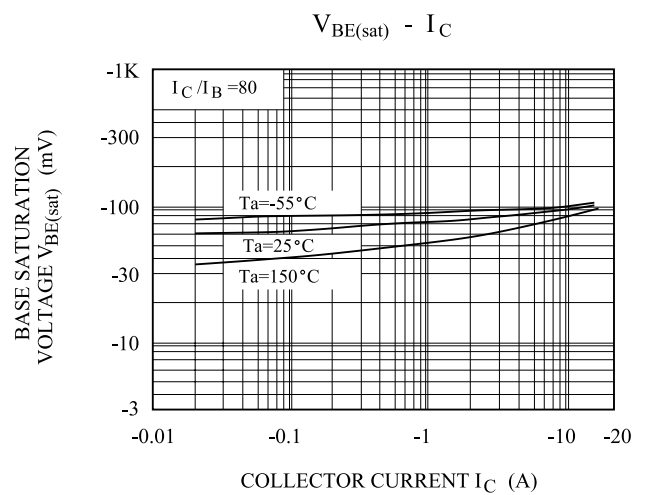
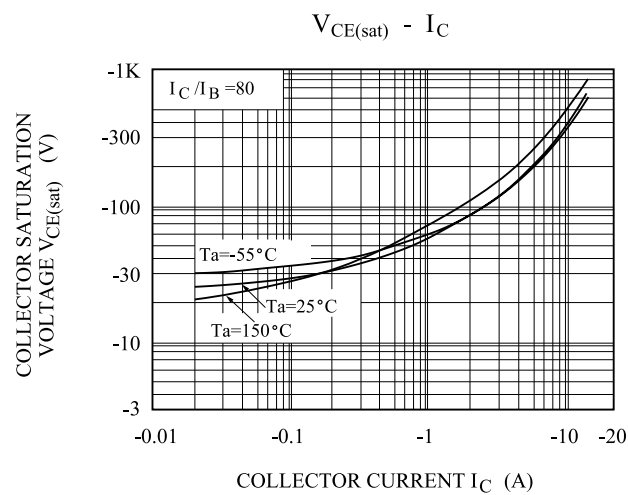
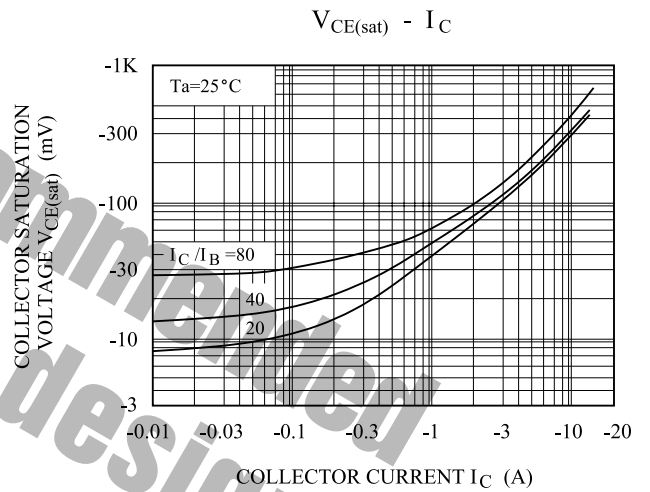
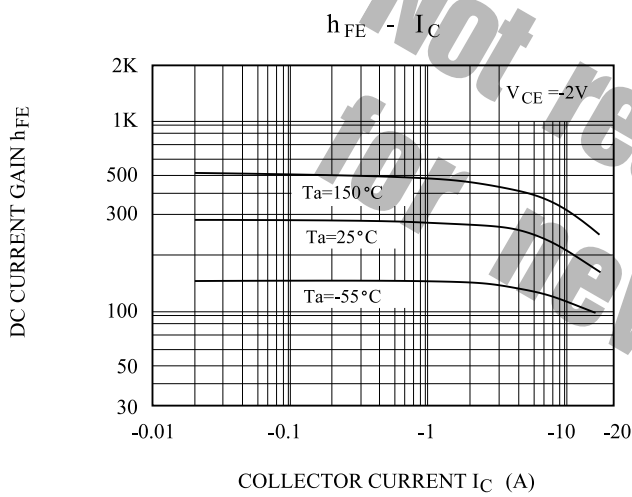
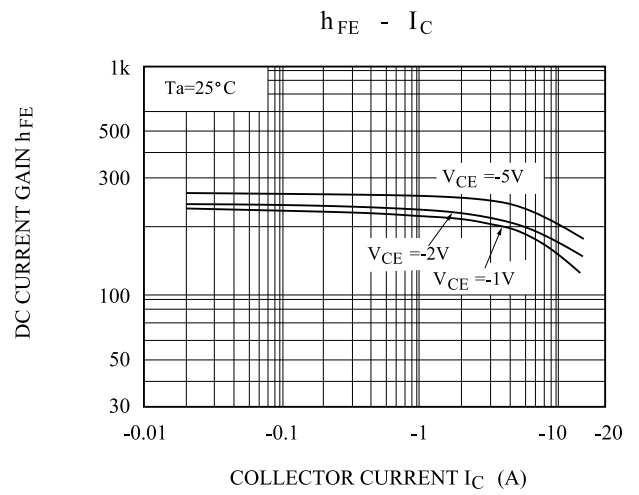
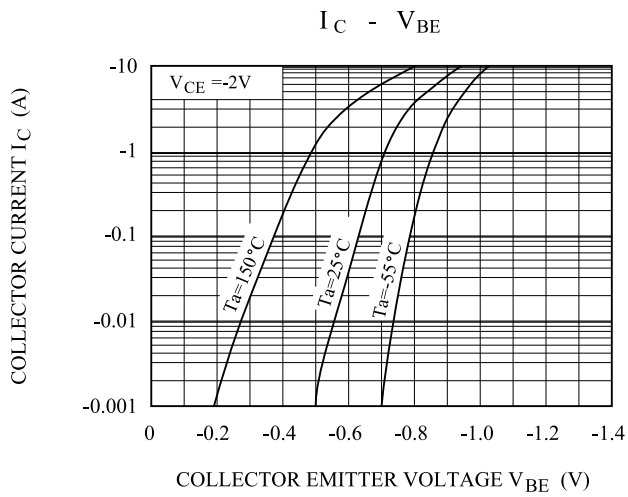


ELECTRICAL CHARACTERISTICS (Ta=25)

CHARACTERISTIC	SYMBOL	TEST CONDITION	MIN.	TYP.	MAX.	UNIT
Collector Cut-off Current	I_{CBO}	$V_{CB}=-20V$	-	-	-10	μA
Emitter Cut-off Current	I_{EBO}	$V_{EB}=-5V$	-	-	-10	μA
Collector-Base Breakdown Voltage	BV_{CBO}	$I_C=-50 \mu A$	-30			V
Collector-Emitter Breakdown Voltage	BV_{CEO}	$I_C=-1mA$	-20			V
Emitter-Base Breakdown Voltage	BV_{EBO}	$I_E=-50 \mu A$	-6			V
DC Current Gain	$h_{FE}(1)$ (Note)	$V_{CE}=-2V, I_C=-0.5A$	180	-	390	
	$h_{FE}(2)$	$V_{CE}=-2V, I_C=-4.0A$	82	-	-	
Collector-Emitter Saturation Voltage	$V_{CE(sat)}$	$I_C=-4.0A, I_B=-0.05A$	-	-0.16	-0.25	V
Base-Emitter Saturation Voltage	$V_{BE(sat)}$	$I_C=-4A, I_B=-0.05A$	-	-0.9	-1.2	V
Transition Frequency	f_T	$V_{CE}=-5V, I_E=1.5A, f=50MHz$	-	150	-	MHz
Collector Output Capacitance	C_{ob}	$V_{CB}=-10V, I_E=0, f=1MHz$	-	220	-	pF

Note : $h_{FE}(1)$ Classification GR:180~390.

KTA1834D/L



KTA1834D/L

