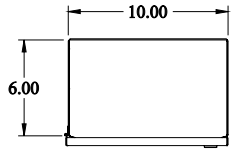
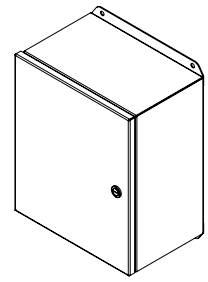


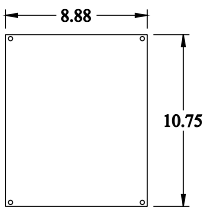
PART No. EJ12106S16
 for more information visit
www.hammondmfg.com
 Data subject to change without notice
 Isometric drawing Not to Scale



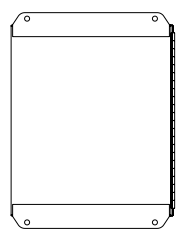
TOP VIEW



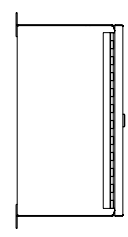
ISOMETRIC VIEW



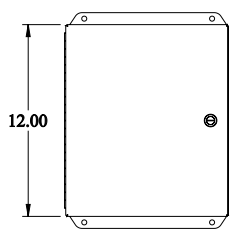
INNER PANEL



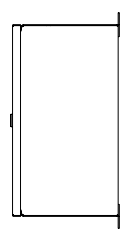
REAR VIEW



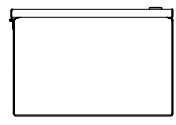
SIDE VIEW



FRONT VIEW



SIDE VIEW



BOTTOM VIEW