

HIGH SPEED COMBO MAGNETIC MODULES FOR 10/100BASE-TX APPLICATIONS

P/N: LU1T14RC

Feature



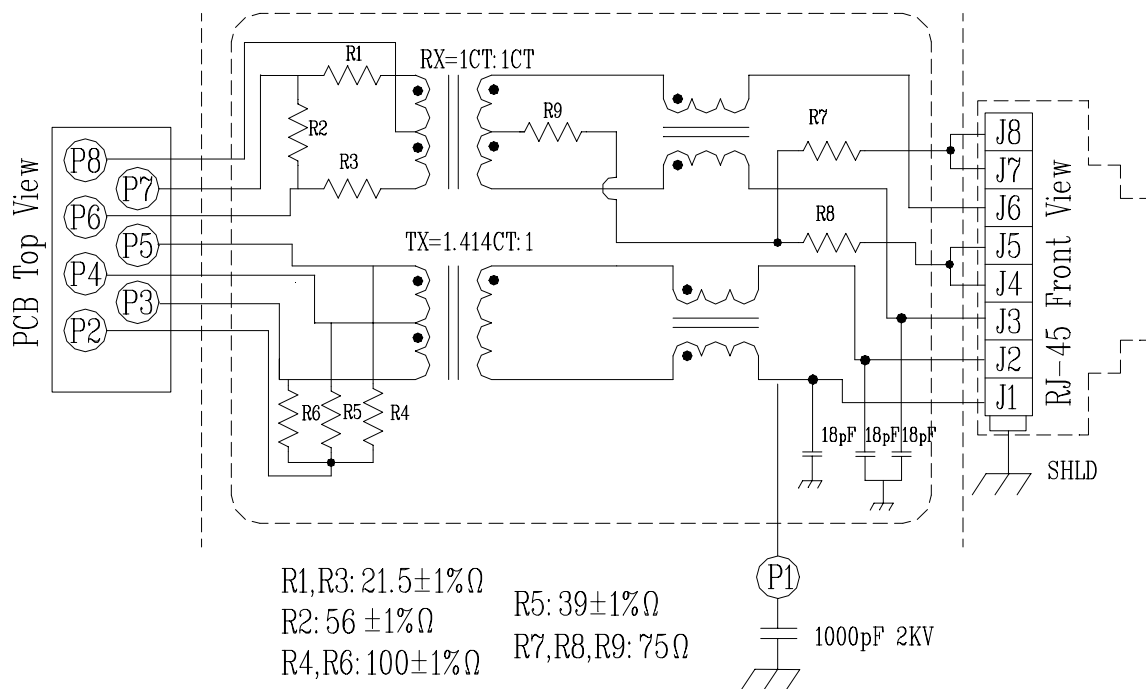
- Meets open circuit inductance (OCL) specifications of 350 uH Min with 8mA DC Bias from 0°C-70°C.
- Combo designs available for all 10/100 Base-TX PHY chips.
- Custom designs available for most applications.
- Operating temperature range: 0°C to +70°C.
- Storage temperature range: -40°C to +125°C.

Electrical Specifications @ 25°C					
Part Number	Turns Ratio (±5%)		Inductance (uH Min) @100 KHz/100mVrms with 8mA DC Bias	HI-POT (Vrms)	
	TX	RX		Input to Out put	RX to TX
LU1T14RC	1.414CT:1	1CT:1CT	350	1500	500

Continue						
Part Number	Insertion Loss (dB Typ)	Return Loss (dB Min)		Cross talk (dB Max)		
		30MHz	80MHz	32 MHz	62 MHz	100 MHz
LU1T14RC	-1.0	-20	-15	-40	-35	-35

Schematic

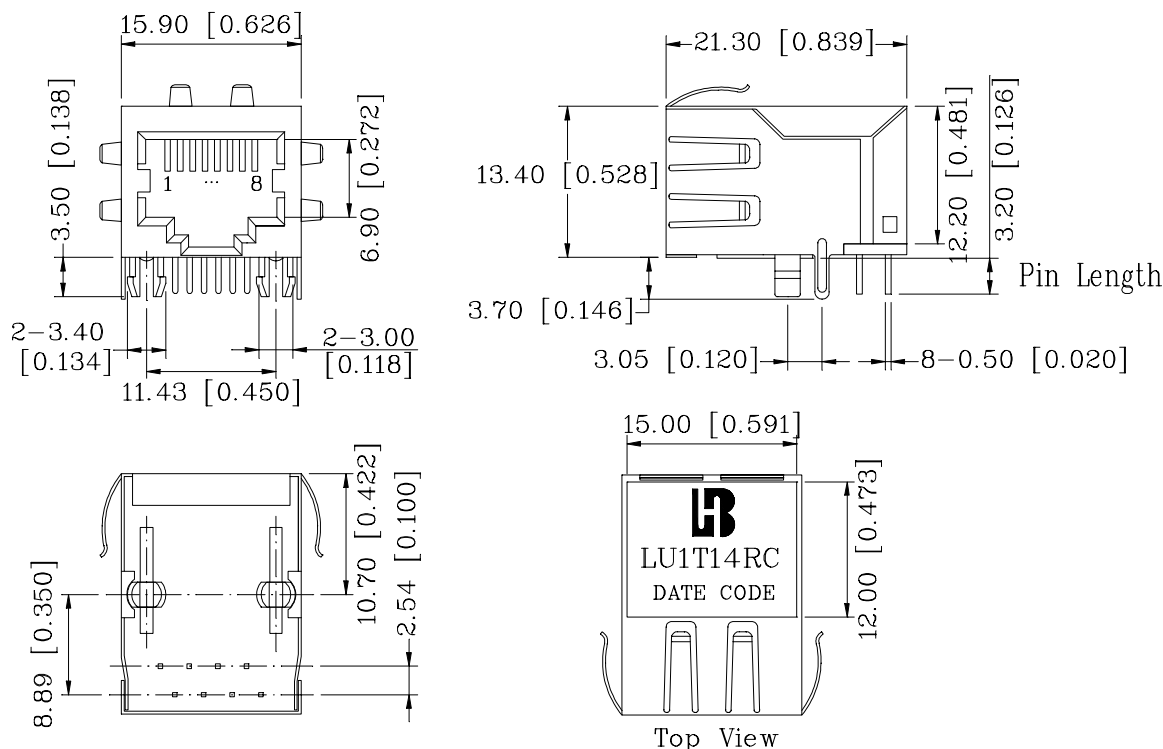
Block Circuit x 1 Set In LU1T14RC



HIGH SPEED COMBO MAGNETIC MODULES FOR 10/100BASE-TX APPLICATIONS

P/N: LU1T14RC

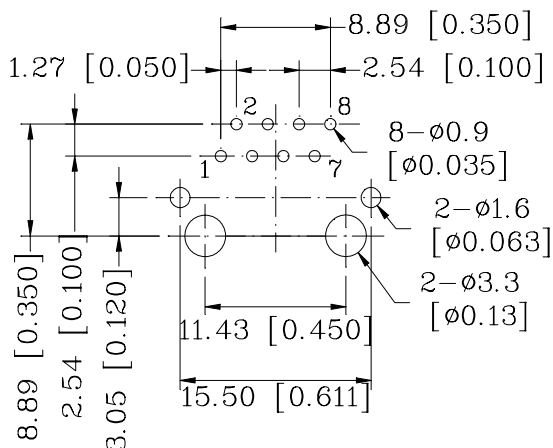
Mechanical



Units: mm[Inches] Tolerances: xx.x0±0.25[0.010]
0.xx±0.05[0.002]

- 1. Plastic Material : PBT 15% Glass Filled(UL 94V-0), Black Housing
- 2. Metal Shield : Brass C2680-H, 20u Nickel Plated, t=0.25mm
- 3. Spring Wire : 0.45mm Dia. Phosphor bronze with 6u gold plated
- 4. Solder Pin : 0.4x0.4mm, Phosphor bronze with solder Plated
- 5. Durability : 300 Mating cycles Min.

PCB Layout Mounting Hole(Top View)



Units: mm[Inches]
Tolerances: xx.x0±0.25[0.010]
0.xx±0.05[0.002]