

9097250 TOSHIBA (DISCRETE/OPTO)

99D 17253

D T-41-33

TLR2110, TLR4115, TLR2120, TLR4125

RED COLOR 4 DIGITS LED DISPLAY

- Red Color, 7.6mm Character Height and Pin Connections for Multiplex Drive
- Even Digit Space
- Suitable for the Followings
 - Car Clock Display
 - Radio Frequency Display
 - Tape Counter Display of Recorder
- Selectable Both Types of Connection, Common Anode and Common Cathode
- Selectable Both Format of Clock Display, 12 or 24 Hours

TYPE NO. VS DISPLAYED FONT

COMMON ANODE	COMMON CATHODE	FULLY DISPLAY FONT
TLR2110	TLR2120	: 1.8.8.8°
TLR4115	TLR4125	: 8.8.8.8°

MAXIMUM RATINGS (Ta = 25°C)

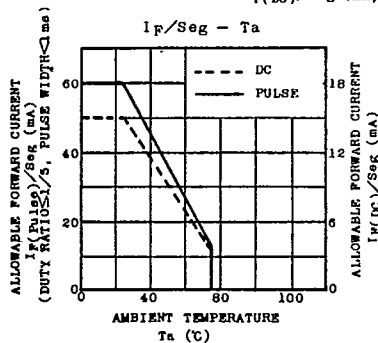
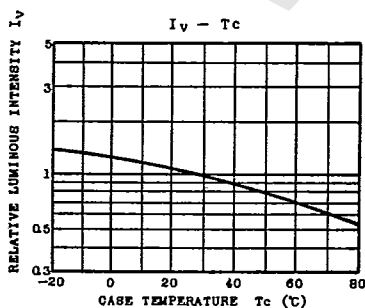
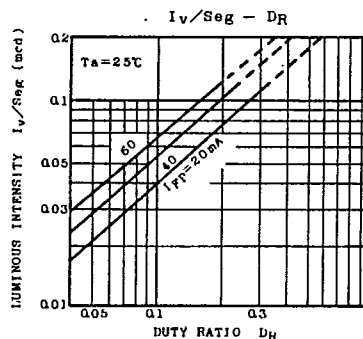
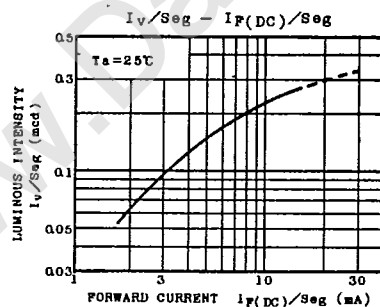
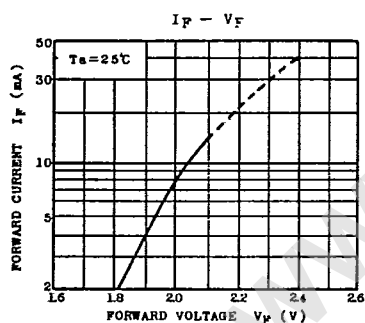
CHARACTERISTIC	SYMBOL	RATING	UNIT
DC Forward Current/Segment	$I_F(\text{DC})/\text{Seg}$	15	mA
Pulse Forward Current/Seg. (Note)	$I_F(\text{Pulse})/\text{Seg}$	60	mA
Reverse Voltage	V_R	6	V
Operating Temperature Range	T_{opr}	-30 ~ 75	°C
Storage Temperature Range	T_{stg}	-30 ~ 90	°C

Note : Pulse Width=1ms, Duty Ratio=1/5

Refer to page 252 for the figure.

ELECTRICAL-OPTICAL CHARACTERISTICS (Ta = 25°C)

CHARACTERISTIC	SYMBOL	TEST CONDITION	MIN.	TYP.	MAX.	UNIT
Forward Voltage	V_F	$I_F=40\text{mA}$	2.0	2.5	3.0	V
Reverse Current	I_R	$V_R=6\text{V}$	-	-	5	μA
Luminous Intensity/Segment	I_V/Seg	$I_F=40\text{mA}$, Duty Ratio=1/5	0.04	0.10	-	mcd
Luminous Intensity Matching Ratio	I_V-M	$I_F=40\text{mA}$, Duty Ratio=1/12	-	-	2.5	-
Peak Emission Wave Length	λ_p	$I_F=40\text{mA}$, Duty Ratio=1/5	-	700	-	nm
Spectral Half Line Width	$\Delta\lambda$	$I_F=40\text{mA}$, Duty Ratio=1/5	-	100	-	nm



- 250 -

www.DataSheet4U.com