

MF4200 Series

Precision Metal Film Resistor Networks

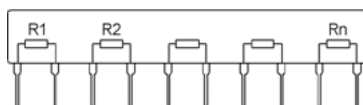


- Resistances from 100Ohm to 100kOhms
- Power Rating 0.1Watts per Resistor
- Resistance Tolerances to $\pm 0.1\%$
- Matched Tolerances to $\pm 0.05\%$
- Temperature Coefficients to $\pm 5\text{ppm}/^\circ\text{C}$
- Very Low Noise and Inductance

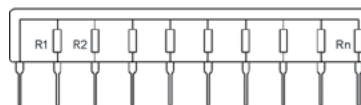
SPECIFICATIONS

Specification	Value
Resistance Range	100 Ohm to 100kOhms
Resistance Ratio	500X Between Highest and Lowest Value
Free Air Power Rating	0.1W per Resistor / 1W total Package (+40°C)
Tolerances	$\pm 0.1\%$ to $\pm 1\%$
Tolerance Matching	to $\pm 0.05\%$
Temperature Coefficient	$\pm 5\text{ppm}/^\circ\text{C}$ to $\pm 25\text{ppm}/^\circ\text{C}$
TCR Matching	to $\pm 3\text{ppm}/^\circ\text{C}$
Number of Pins	3 to 16 Pins
Temperature Range	-25°C to +125°C
Insulation Resistance	>10000 MOhms

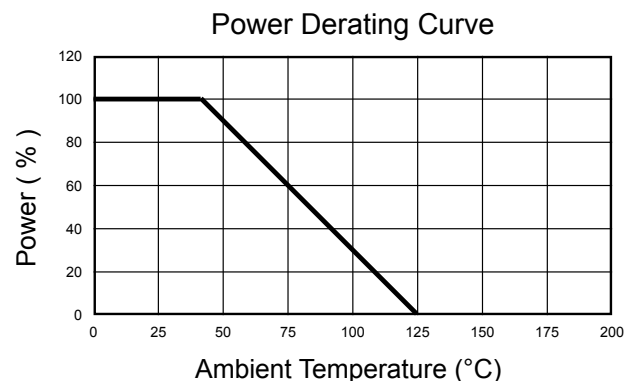
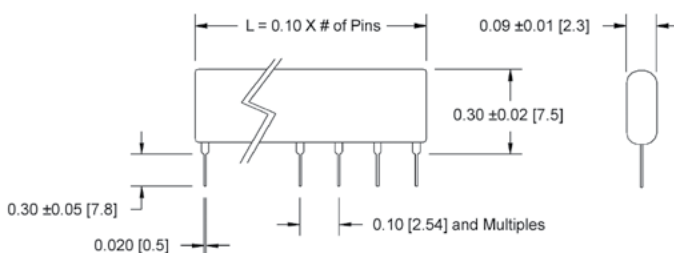
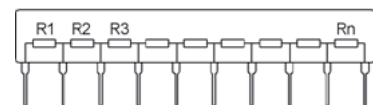
Isolated Circuit (I)



Common Circuit (C)



Divider Circuit (D)



Ordering Information

Part Description: MF42 (# of Pins) - (Circuit Type I / C / D) - Resistance - Tolerance - TCR

Example: MF4208C 22 kOhm 0.5% 15ppm