

23 dBm P1dB, 50 MHz to 4 GHz, Gain Block
26 dB Gain, 35 dBm IP3, 5 dB NF, SMA

The PE15A8000 is wideband general purpose RF coaxial gain range. The amplifier offers 23 dBm of P1dB, 26 dB of Gain achieved through the use of hybrid MIC design and advanced single positive supply, typically a +12V DC power supply and operates over the temperature range of -40°C and +75°C.

Features

- 50 MHz to 4 GHz Frequency Range to +75°C Operating Temperature
- P1dB: 23 dBm
- High Small Signal Gain: 26 dB
- IP3: 35 dBm
- 50 Ohm Input and Output Matched
- Unconditionally Stable
- Single DC Positive Supply
- Built-in Voltage Regulator

Applications

- Labor Applications
- R&D Labs
- Military Radio
- Radar Systems
- Telecom Infrastructure
- Test Instrumentation
- Military & Space
- Communication Systems
- Wireless Communication
- Microwave Radio Systems
- Cellular Base Stations
- Low Noise Amplifier
- General Amplification
- General Purpose Wires
- Wideband Gain Block
- Amplifier / RF Driver
- RF Front End
- RF Pre-amplification


Electrical Specifications (TA = +25°C, DC Voltage = 12Volts, DC Current

Description	Minimum	Typical	Maximum	Units
Frequency Range	0.05		4	GHz
Small Signal Gain	24	26	28	dB
Gain Flatness		±1	±1.25	dB
Gain Variance at OTR*			±1	dB
Output at 1 dB Compression Point		+23		dBm
Output 3rd Intercept Point		+35		dBm
Noise Figure		5	6	dB
Input VSWR		1.6:1	1.8:1	
Output VSWR		1.6:1	1.8:1	
Reverse Isolation	45	55		dB
Operating DC Voltage	11.5	12	13	Volts
Operating DC Current		120	220	mA
Operating Temperature Range			+75	°C

* OTR= Base Plate Operating Temperature Range

Click the following link (or enter part number in "SEARCH inventory and 23 dBm P1dB, 50 MHz to 4 GHz, Gain Block Amplifier S MAPE15A8000





23 dBm P1dB, 50 MHz to 4 GHz, Gain Block
26 dB Gain, 35 dBm IP3, 5 dB NF, SMA

Absolute Maximum Rating

Parameter	Rating	Units
Source Voltage	+13	Volts
RF input Power	+10	dBm
Operating Temperature (base-plate)	-40 to +75	°C
Storage Temperature	-55 to +125	°C



ESD Sensitive Material,
Transport material in
Approved ESD bags.
Handle only in approved
ESD Workstation.

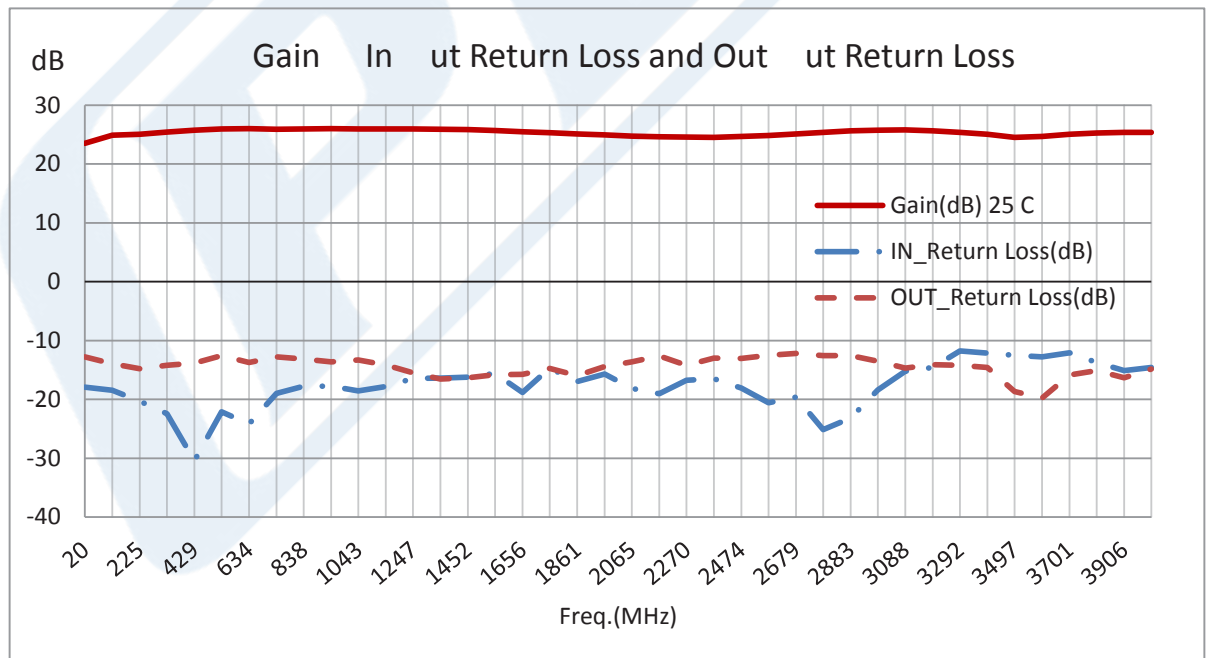
Compliance Certifications (visit www.Pasternack.com for current documents)
RoHS Compliant

Plotted and Other Data

Notes:


- Values at +25 °C, sea level
- ESD Sensitive Material, Transport material in Approved ESD Workstation

Power Data



Click the following link (or enter part number in "SEARCH Inventory" and "Filter by Frequency: 50 MHz to 4 GHz, Gain Block Amplifier") to view the product page for the PE15A8000.





23 dBm P1dB, 50 MHz to 4 GHz, Gain Block
26 dB Gain, 35 dBm IP3, 5 dB NF, SMA

23 dBm P1dB, 50 MHz to 4 GHz, Gain Block Amplifier, 26 dB Gain, 35 dBm IP3, 5 dB NF, SMA. Has same day shipment for domestic and International order. 99% availability and are part of the broadest selection in the industry.

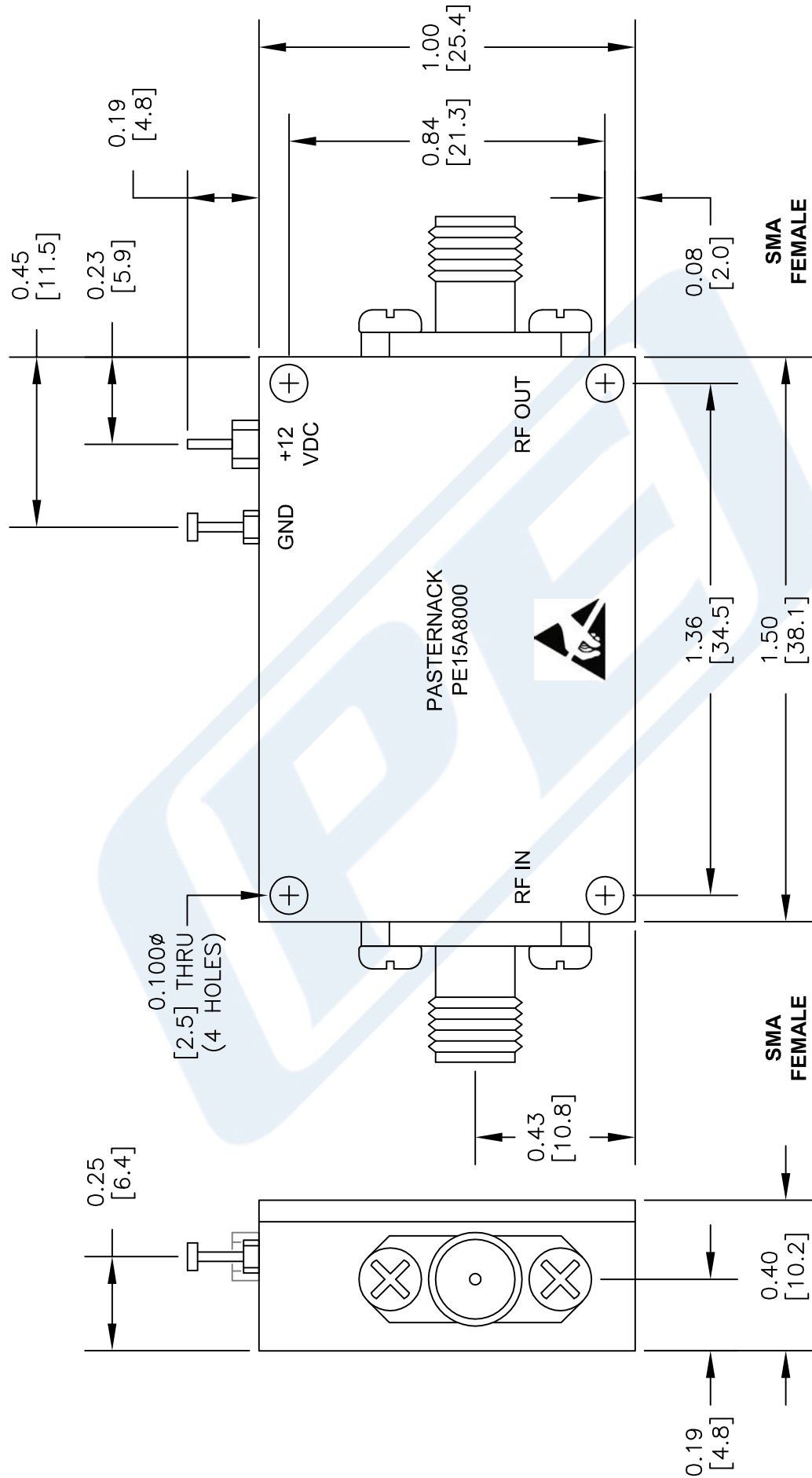
Click the following link (or enter part number in "SEARCH" inventory and 23 dBm P1dB, 50 MHz to 4 GHz, Gain Block Amplifier PE15A8000

URL: <http://www.pasternack.com/4-ghz-gain-block-amplifier-23-dbm-p1db-50-mhz-to-4-ghz-gain-block-amplifier-26-db-gain-35-dbm-ip3-5-db-nf-sma>

The information contained in this document is accurate to the best of our knowledge and representative of the part described herein. It may be necessary to make modifications to the part and/or the documentation of the part, in order to implement improvements. Pasternack reserves the right to make such changes as required. Unless otherwise stated, all specifications are nominal. Pasternack does not make any representation or warranty regarding the suitability of the part described herein for any particular purpose, and Pasternack does not assume any liability arising out of the use of any part or documentation.

PE15A8000 CAD Drawing

23 dBm P1dB, 50 MHz to 4 GHz, Gain Block
26 dB Gain, 35 dBm IP3, 5 dB NF, SMA



NOTES:
1. UNLESS OTHERWISE SPECIFIED ALL DIMENSIONS ARE NOMINAL.
2. ALL SPECIFICATIONS ARE SUBJECT TO CHANGE WITHOUT NOTICE AT ANY TIME.
3. DIMENSIONS ARE IN INCHES (mm).

DWG TITLE
PE15A8000

FSCM NO. 53919

CAD FILE 011414

SCALE N/A

SIZE A

2233

PE PASTERNAK
THE ENGINEER'S RF SOURCE
Pasternack Enterprises, Inc.
P.O. Box 16759 | Irvine | CA | 92623
Phone: (949) 261-1920 | Fax: (949) 261-7451
Website: www.pasternack.com | E-Mail: sales@pasternack.com