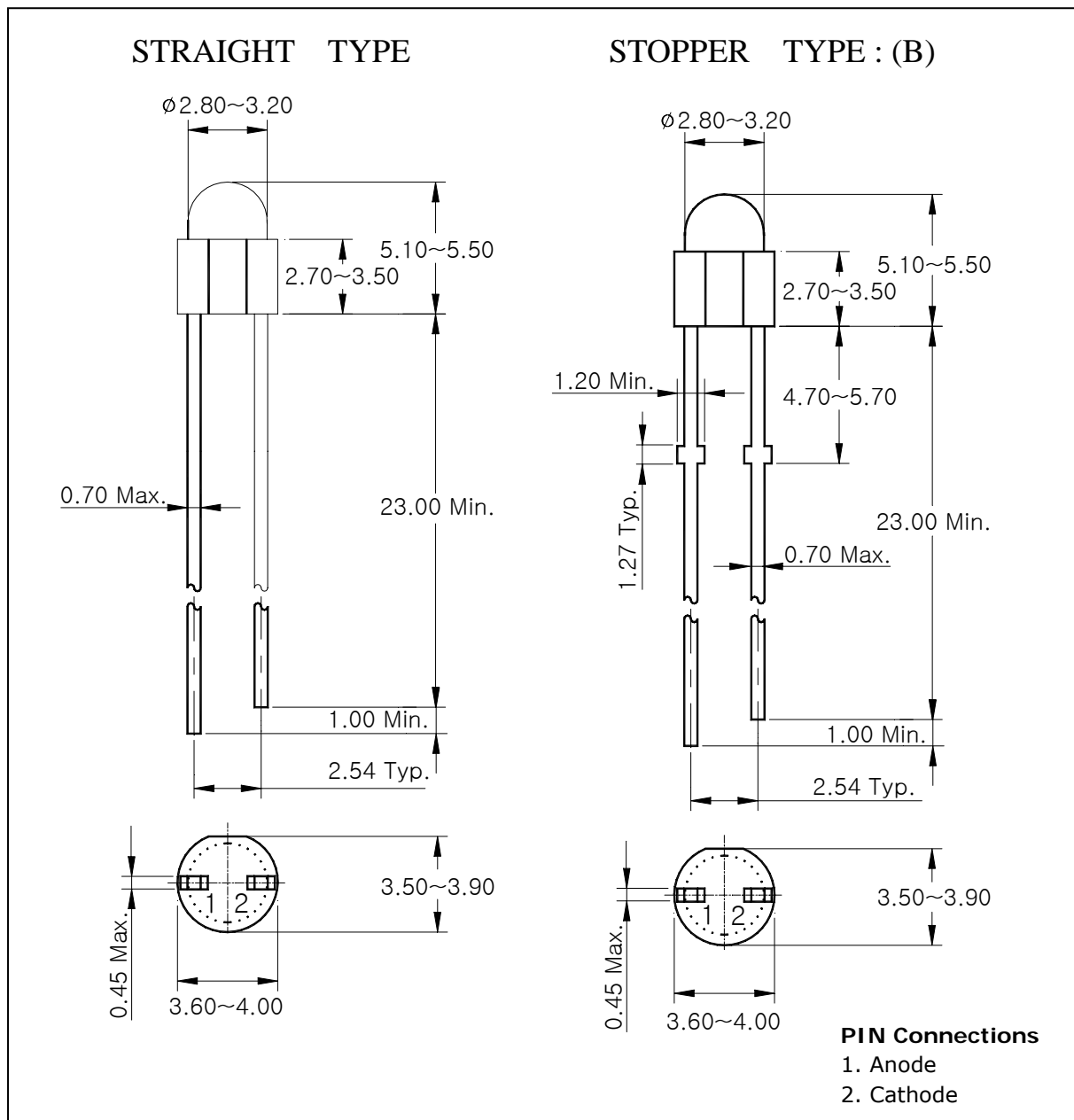


1. Features

- ◆ Orange colored diffusion lens type
- ◆ $\phi 3\text{mm}$ (T-1)all plastic mold type
- ◆ Low power consumption

2. Outline Dimensions

unit : mm



The contents of this data sheet are subject to change without advance notice for the purpose of improvement. When using this product, would you please refer to the latest specifications.

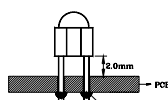
3. Absolute Maximum Ratings

(Ta=25°C)

Characteristic	Symbol	Ratings	Unit
Power dissipation	P_D	80	mW
Forward current	I_F	30	mA
*1 Peak forward current	I_{FP}	50	mA
Reverse voltage	V_R	4	V
Operating temperature range	T_{opr}	-25 ~ 85	°C
Storage temperature range	T_{stg}	-30 ~ 100	°C
*2 Soldering temperature	T_{sol}	260°C for 10 seconds	°C

*1. Duty ratio = 1/16, Pulse width = 0.1ms

*2. Keep the distance more than 2.0mm from PCB to the bottom of LED package



4. Electrical / Optical Characteristics

(Ta=25°C)

Characteristic	Symbol	Test Condition	Min.	Typ.	Max.	Unit
Forward voltage	V_F	$I_F = 20\text{mA}$	-	2.1	2.5	V
*3 Luminous intensity	I_V	$I_F = 20\text{mA}$	17	-	68	mcd
Peak wavelength	λ_P	$I_F = 20\text{mA}$	-	615	-	nm
Spectrum bandwidth	Δ_λ	$I_F = 20\text{mA}$	-	35	-	nm
Reverse current	I_R	$V_R = 4\text{V}$	-	-	10	uA
*4 Half angle	$\theta_{1/2}$	$I_F = 20\text{mA}$	-	±22	-	deg

*4. $\theta_{1/2}$ is the off-axis angle where the luminous intensity is 1/2 the peak intensity

*3. Luminous intensity maximum tolerance for each grade classification limit is ±18%

*3. Luminous Intensity Classification

H	I	J
17 ~ 27	27 ~ 43	43 ~ 68

The contents of this data sheet are subject to change without advance notice for the purpose of improvement.
When using this product, would you please refer to the latest specifications.

5. Characteristic Diagrams

Fig. 1 $I_F - V_F$

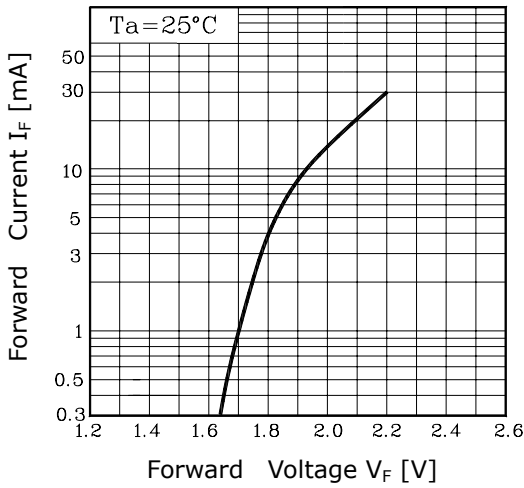


Fig. 2 $I_V - I_F$

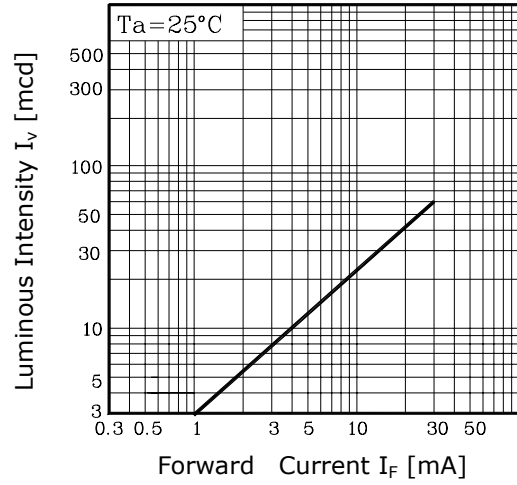


Fig. 3 $I_F - T_a$

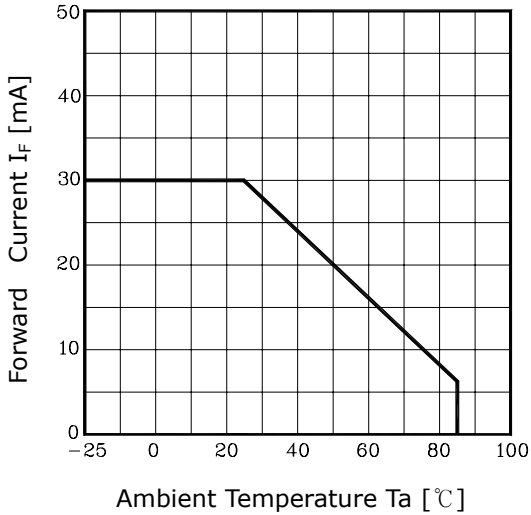


Fig.4 Spectrum Distribution

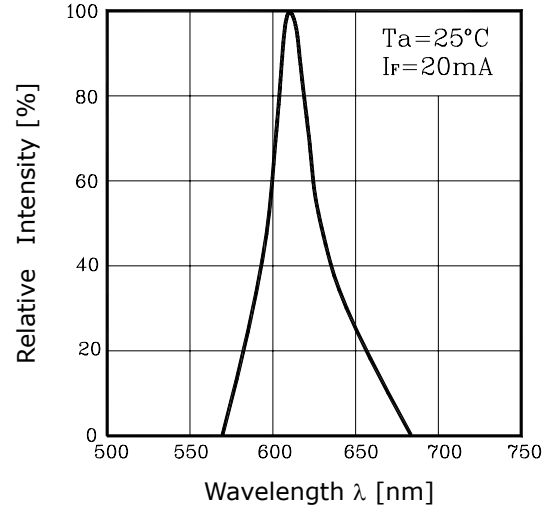
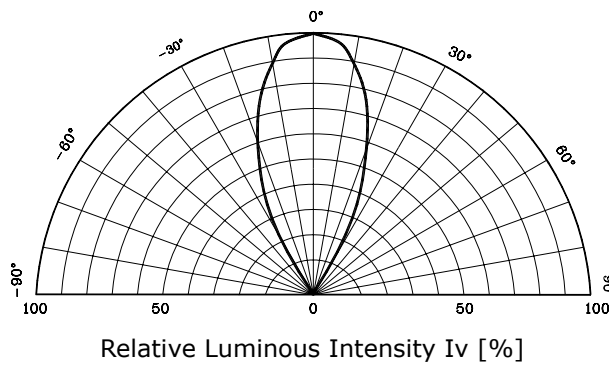


Fig. 5 Radiation Diagram



The contents of this data sheet are subject to change without advance notice for the purpose of improvement. When using this product, would you please refer to the latest specifications.