



Rectifier Diode Modules

VRRM 800 to 1800V

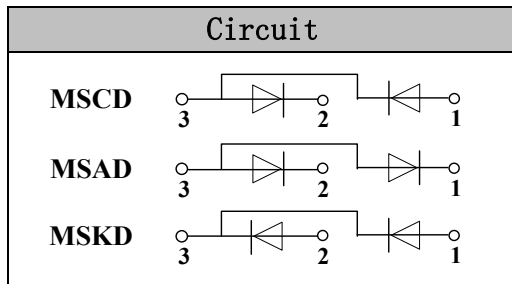
IFAV 600 Amp

Applications

- Non-controllable rectifiers for AC/AC converters
- Line rectifiers for transistorized AC motor controllers
- Field supply for DC motors

Features

- Blocking voltage: 800 to 1800V
- Heat transfer through aluminum nitride ceramic isolated metal baseplate



Module Type

TYPE			VRRM	V _{RSM}
MSCD600-08	MSAD600-08	MSKD600-08	800V	900V
MSCD600-12	MSAD600-12	MSKD600-12	1200V	1300V
MSCD600-16	MSAD600-16	MSKD600-16	1600V	1700V
MSCD600-18	MSAD600-18	MSKD600-18	1800V	1900V

Maximum Ratings

Symbol	Conditions	Values	Units
IFAV	T _c =85°C	600	A
IFSM	t=10mS T _{vj} =45°C	22000	A
i ² t	t=10mS T _{vj} =45°C	2420000	A ² s
V _{isol}	a.c.50HZ;r.m.s.;1min	3000	V
T _{vj}		-40 to +150	°C
T _{stg}		-40 to +125	°C
Mt	To terminals	9±15%	Nm
Ms	To heatsink(M6)	5±15%	Nm
Weight	Module	2050	g

Thermal Characteristics

Symbol	Conditions	Values	Units
R _{th(j-c)}	Module	0.04	°C/W
R _{th(c-s)}	Module	0.015	°C/W

Electrical Characteristics

Symbol	Conditions	Values	Units
V _{FM}	T=25°C I _{FM} =1800A	1.8	V
I _{RD}	T _{vj} =T _{vjM} V _{RD} =V _{RRM}	≤25	mA

Performance Curves

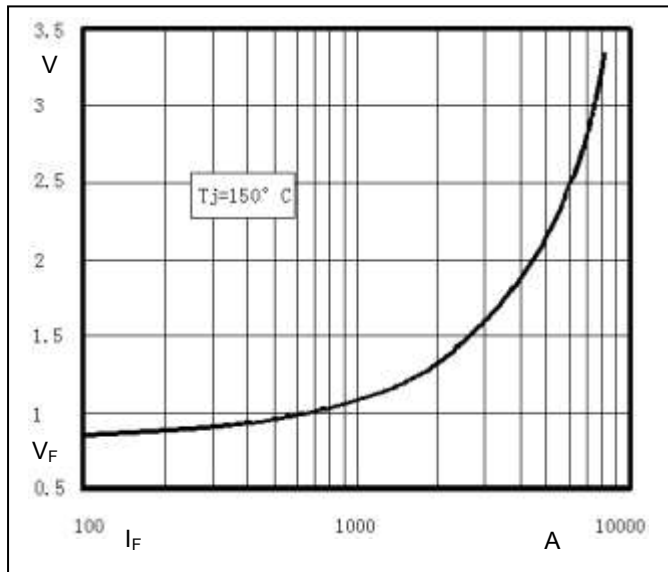


Fig1. Forward Characteristics

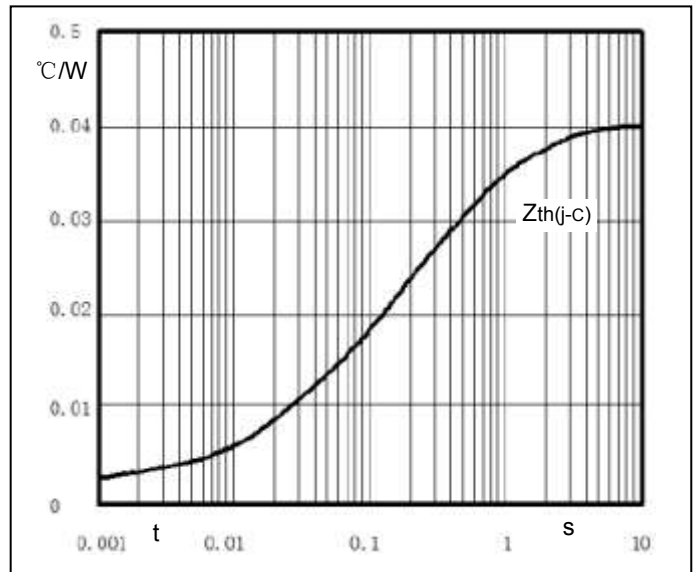


Fig2. Transient thermal impedance

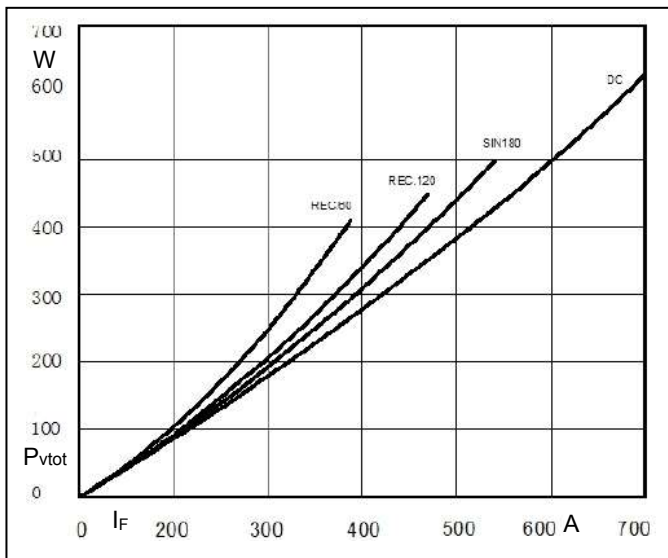


Fig3. Power dissipation

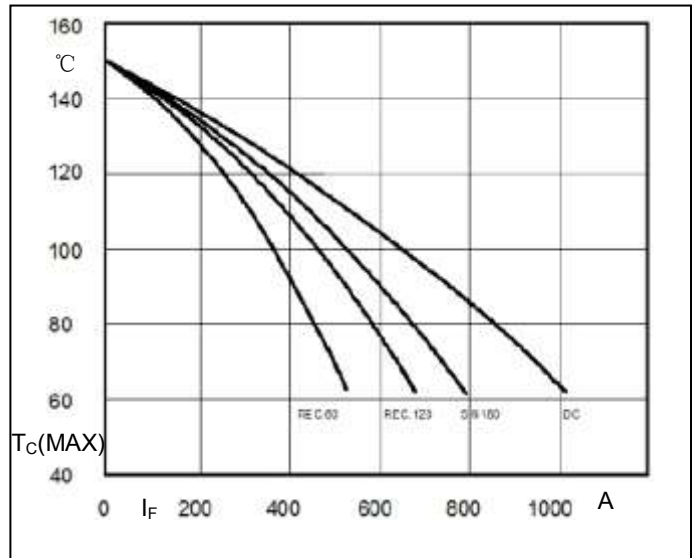


Fig4. case temperature vs. forward current

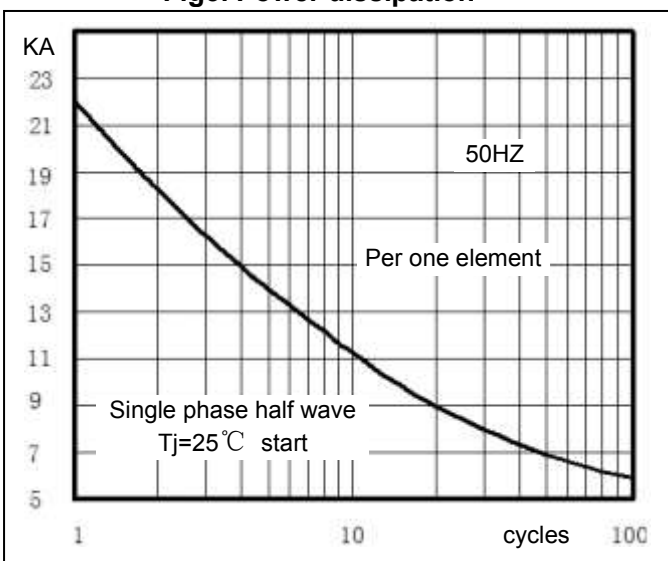


Fig5. Max Non-Repetitive Forward Surge Current

Package Outline Information

