



# CMD100T0804CT COMMON MODE FILTER SPECIFICATION

Rev. A

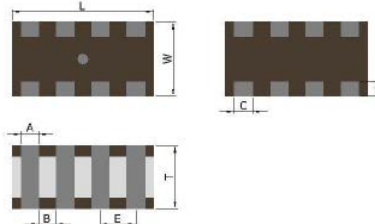
## PRODUCT FEATURES

1. Surface mount dual common mode filter with a small size of 2.00 X 1.05 X 0.90 mm, RoHS compliant.
2. Provide wide pass band and high attenuation for common mode noise.
3. Highly stable under temperature and humidity changes.

## RF CHARACTERISTICS

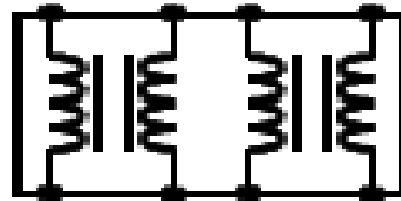

P/N CMD100T0804CT	Specification
Cut-off Frequency	3 GHz (Typical)
Common Mode Impedance	120 ohms $\pm$ 25% @ 100MHz
DC Resistance	1.3 $\Omega$ max.
Rated Current	300 mA
Characteristic Impedance (Differential)	100 $\Omega$ (Typical)
Operating temperature range	-40°C to +85°C

## PHYSICAL DIMENSIONS

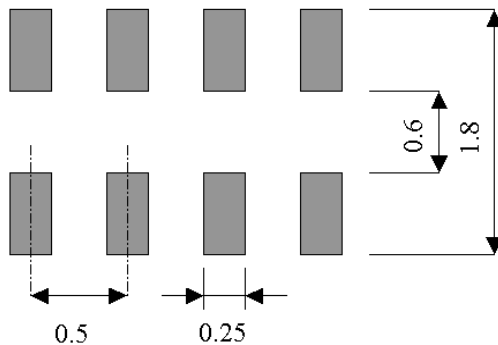


Symbol	Dimension (mm)
L	2.00 $\pm$ 0.15
W	1.05 $\pm$ 0.15
T	0.90 $\pm$ 0.10
A	0.25 $\pm$ 0.15
B	0.25 $\pm$ 0.10
C	0.35 $\pm$ 0.15
D	0.30 $\pm$ 0.10
E	0.50 $\pm$ 0.15

## TERMINAL CONFIGURATION



## PCB DESIGN/LAYOUT CONSIDERATION



**Note:**

- Unit in mm
- Design trace width to be 50 $\Omega$  impedance.



## Typical RF Characteristic

