


Silicon Carbide Power Schottky Diode Chip

Features

- 650 V Schottky rectifier
- 250 °C maximum operating temperature
- Temperature independent switching behavior
- Superior surge current capability
- Positive temperature coefficient of V_F
- Extremely fast switching speeds
- Superior figure of merit Q_C/I_F



Maximum Ratings at $T_j = 250\text{ °C}$, unless otherwise specified

Parameter	Symbol	Conditions	Values	Unit
Repetitive peak reverse voltage	V_{RRM}		650	V
Continuous forward current	I_F	$T_C \leq 215\text{ °C}$	5	A
RMS forward current	$I_{F(RMS)}$	$T_C \leq 215\text{ °C}$	8	A
Operating and storage temperature	T_j, T_{stg}		-55 to 250	°C

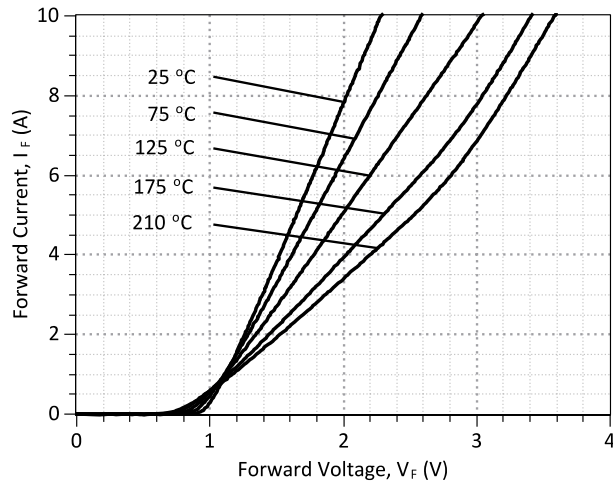
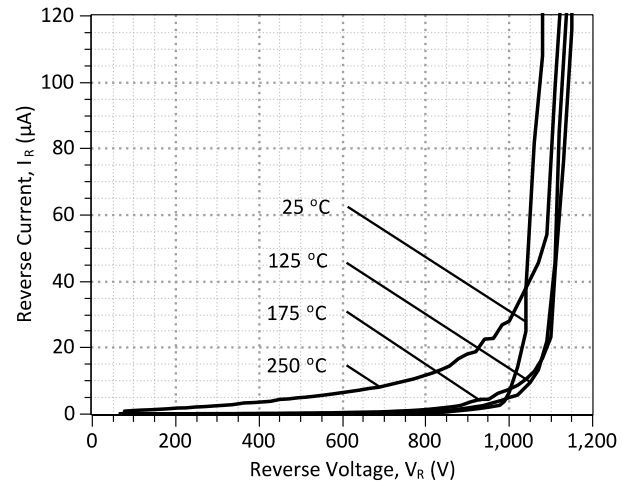
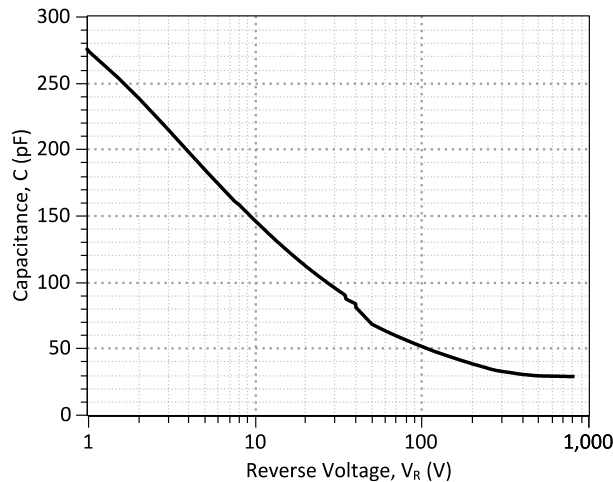
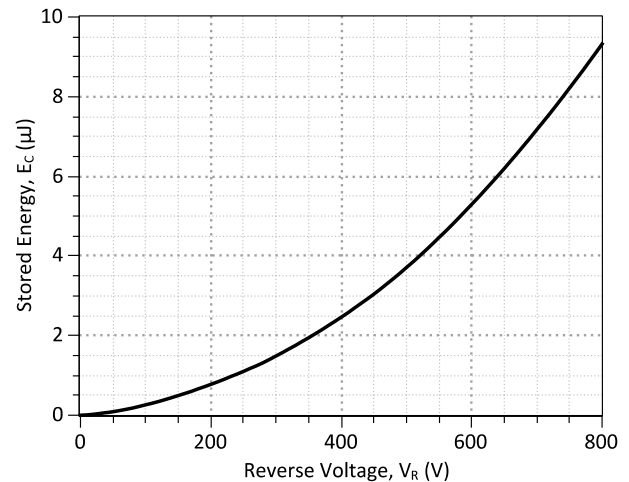
Electrical Characteristics at $T_j = 250\text{ °C}$, unless otherwise specified

Parameter	Symbol	Conditions	Values			Unit
			min.	typ.	max.	
Diode forward voltage	V_F	$I_F = 5\text{ A}, T_j = 25\text{ °C}$		1.65		V
		$I_F = 5\text{ A}, T_j = 210\text{ °C}$		2.5		
Reverse current	I_R	$V_R = 650\text{ V}, T_j = 25\text{ °C}$		0.12	5	μA
		$V_R = 650\text{ V}, T_j = 250\text{ °C}$		7.5	30	
Total capacitive charge	Q_C	$I_F \leq I_{F,MAX}$ $dI_F/dt = 200\text{ A}/\mu\text{s}$ $T_j = 210\text{ °C}$		20		nC
Switching time	t_s	$V_R = 400\text{ V}$ $V_R = 400\text{ V}$		< 25		ns
Total capacitance	C	$V_R = 1\text{ V}, f = 1\text{ MHz}, T_j = 25\text{ °C}$		274		pF
		$V_R = 400\text{ V}, f = 1\text{ MHz}, T_j = 25\text{ °C}$		31		
		$V_R = 800\text{ V}, f = 1\text{ MHz}, T_j = 25\text{ °C}$		29		

Thermal Characteristics

Thermal resistance, junction - case	R_{thJC}	Assuming TO-276 package	1.38	°C/W
-------------------------------------	------------	-------------------------	------	------

*For chip size and metallization, please refer to the mechanical datasheet (must have a non-disclosure agreement with GeneSiC Semiconductor).


Figure 1: Typical Forward Characteristics

Figure 2: Typical Reverse Characteristics

Figure 3: Typical Junction Capacitance vs Reverse Voltage Characteristics

Figure 4: Typical Switching Energy vs Reverse Voltage Characteristics

Revision History

Date	Revision	Comments	Supersedes
2012/04/03	0	Initial release	

Published by
 GeneSiC Semiconductor, Inc.
 43670 Trade Center Place Suite 155
 Dulles, VA 20166

GeneSiC Semiconductor, Inc. reserves right to make changes to the product specifications and data in this document without notice.

GeneSiC disclaims all and any warranty and liability arising out of use or application of any product. No license, express or implied to any intellectual property rights is granted by this document.

Unless otherwise expressly indicated, GeneSiC products are not designed, tested or authorized for use in life-saving, medical, aircraft navigation, communication, air traffic control and weapons systems, nor in applications where their failure may result in death, personal injury and/or property damage.

SPICE Model Parameters

Copy the following code into a SPICE software program for simulation of the GB05SHT06-CAL device.

```
*      MODEL OF GeneSiC Semiconductor Inc.
*
*      $Revision:   1.0           $
*      $Date:      05-SEP-2013   $
*
*      GeneSiC Semiconductor Inc.
*      43670 Trade Center Place Ste. 155
*      Dulles, VA 20166
*      http://www.genesicsemi.com/index.php/sic-products/schottky
*
*      COPYRIGHT (C) 2013 GeneSiC Semiconductor Inc.
*      ALL RIGHTS RESERVED
*
*      These models are provided "AS IS, WHERE IS, AND WITH NO WARRANTY
*      OF ANY KIND EITHER EXPRESSED OR IMPLIED, INCLUDING BUT NOT LIMITED
*      TO ANY IMPLIED WARRANTIES OF MERCHANTABILITY AND FITNESS FOR A
*      PARTICULAR PURPOSE."
*      Models accurate up to 2 times rated drain current.
*
*      Start of GB05SHT06-CAL SPICE Model
*
.SUBCKT GB05SHT06 ANODE KATHODE
D1 ANODE KATHODE GB05SHT06_25C; Call the Schottky Diode Model
D2 ANODE KATHODE GB05SHT06_PIN; Call the PiN Diode Model
.MODEL GB05SHT06_25C D
+ IS      1.99E-17      RS      0.12463
+ N       1            IKF     569.082
+ EG      1.2          XTI     3
+ TRS1    0.0035       TRS2    3.87E-05
+ CJO     3.38E-10     VJ      0.41772
+ M       1.5479       FC      0.5
+ TT      1.00E-10     BV      800
+ IBV     1.00E-03     VPK     650
+ IAVE    5            TYPE    SiC_Schottky
+ MFG     GeneSiC_Semiconductor
.MODEL GB05SHT06_PIN D
+ IS      1.33E-10     RS      0.31147
+ N       5            IKF     0
+ EG      3.23         XTI     -10
+ FC      0.5          TT      0
+ BV      800          IBV     1.00E-03
+ VPK     650          IAVE    5
+ TYPE    SiC_PiN
.ENDS
*
*      End of GB05SHT06-CAL SPICE Model
```