

Chip Inductors - 0603CS Series (1608)

Ultra-small size, exceptional Q and high SRFs make these inductors ideal for high frequency applications where size is at a premium. They also have excellent DCR and current carrying characteristics.

Coilcraft **Designer's Kit C124** contains samples of all 5% tolerance parts. A kit with 2% tolerance is also available. To order, contact Coilcraft or visit <http://order.coilcraft.com> to order on-line.

Part Number ¹	Inductance ² (nH)	Percent Tolerance ³	Q Min ⁴	SRF Min ⁵ (MHz)	DCR Max ⁶ (Ohms)	I _{DC} Max ⁷ (mA)	900 MHz		1.7 GHz		Color Code
							L Typ	Q Typ	L Typ	Q Typ	
0603CS-1N6X_B	1.6 @ 250 MHz	10, 5	24	12500	.030	700	1.67	49	1.65	63	Red
0603CS-1N8X_B	1.8 @ 250 MHz	10, 5	16	12500	.045	700	1.63	35	1.66	50	Black
0603CS-3N6X_B	3.6 @ 250 MHz	10, 5,2	22	5900	.063	700	3.72	53	3.71	65	Red
0603CS-3N9X_B	3.9 @ 250 MHz	10, 5,2	22	6900	.080	700	3.95	49	3.96	67	Brown
0603CS-4N3X_B	4.3 @ 250 MHz	10, 5,2	22	5900	.063	700	4.32	50	4.33	70	Orange
0603CS-4N7X_B	4.7 @ 250 MHz	10, 5,2	20	5800	.116	700	4.72	47	4.75	57	Violet
0603CS-5N1X_B	5.1 @ 250 MHz	10, 5,2	20	5700	.140	700	4.93	47	4.95	56	Green
0603CS-6N8X_B	6.8 @ 250 MHz	10, 5,2	27	5800	.110	700	6.75	60	7.10	81	Red
0603CS-7N5X_B	7.5 @ 250 MHz	10, 5,2	28	4800	.106	700	7.70	60	7.82	65	Brown
0603CS-8N7X_B	8.7 @ 250 MHz	5,2	28	4600	.109	700	8.86	62	9.32	58	Yellow
0603CS-9N5X_B	9.5 @ 250 MHz	5,2	28	5400	.135	700	9.7	59	9.92	61	Blue
0603CS-10NX_B	10 @ 250 MHz	5,2	31	4800	.130	700	10.0	66	10.6	83	Orange
0603CS-11NX_B	11 @ 250 MHz	5,2	33	4000	.086	700	11.0	53	11.5	56	Gray
0603CS-12NX_B	12 @ 250 MHz	5,2	35	4000	.130	700	12.3	72	13.5	83	Yellow
0603CS-15NX_B	15 @ 250 MHz	5,2	35	4000	.170	700	15.4	64	16.8	89	Green
0603CS-16NX_B	16 @ 250 MHz	5,2	34	3300	.104	700	16.2	55	17.3	52	White
0603CS-18NX_B	18 @ 250 MHz	5,2	35	3100	.170	700	18.7	70	21.4	69	Blue
0603CS-22NX_B	22 @ 250 MHz	5,2	38	3000	.190	700	22.8	73	26.1	71	Violet
0603CS-24NX_B	24 @ 250 MHz	5,2	37	2650	.135	700	24.5	45	28.7	39	Black
0603CS-27NX_B	27 @ 250 MHz	5,2	40	2800	.220	600	29.2	74	34.6	65	Gray
0603CS-30NX_B	30 @ 250 MHz	5,2	37	2250	.144	600	31.4	47	39.9	28	Brown
0603CS-33NX_B	33 @ 250 MHz	5,2	40	2300	.220	600	36.0	67	49.5	42	White
0603CS-36NX_B	36 @ 250 MHz	5,2	38	2080	.250	600	39.4	47	52.7	24	Red
0603CS-39NX_B	39 @ 250 MHz	5,2	40	2200	.250	600	42.7	60	60.2	40	Black
0603CS-43NX_B	43 @ 250 MHz	5,2	39	2000	.280	600	47.0	44	64.9	21	Orange
0603CS-47NX_B	47 @ 200 MHz	5,2	38	2000	.280	600	52.2	62	77.2	35	Brown
0603CS-56NX_B	56 @ 200 MHz	5,2	38	1900	.310	600	62.5	56	97.0	26	Red
0603CS-68NX_B	68 @ 200 MHz	5,2	37	1700	.340	600	80.5	54	168	21	Orange
0603CS-72NX_B	72 @ 150 MHz	5,2	34	1700	.490	400	82.0	53	135	20	Yellow
0603CS-82NX_B	82 @ 150 MHz	5,2	34	1700	.540	400	96.2	54	177	21	Green
0603CS-R10X_B	100 @ 150 MHz	5,2	34	1400	.580	400	124	49	—	—	Blue
0603CS-R11X_B	110 @ 150 MHz	5,2	32	1350	.610	300	138	43	—	—	Violet
0603CS-R12X_B	120 @ 150 MHz	5,2	32	1300	.650	300	166	39	—	—	Gray
0603CS-R15X_B	150 @ 150 MHz	5,2	28	990	.920	280	250	25	—	—	White
0603CS-R18X_B	180 @ 100 MHz	5,2	25	990	1.25	240	305	22	—	—	Black
0603CS-R22X_B	220 @ 100 MHz	5,2	25	900	2.10	200	480	8	—	—	Brown
0603CS-R27X_B	270 @ 100 MHz	5,2	24	900	2.30	170	980	4	—	—	Red

1. When ordering, please specify tolerance and packaging codes:

Inductance tolerance code:

G= ±2%, J= ±5%, K= ±10%

Table above shows stock tolerances in bold.

0805CS-24NX_B

Packaging code:

C= 7" reel, machine-ready EIA RS-481 clear plastic tape. There is a \$25 charge to make a partial reel machine-ready. If the partial reel does not require a leader, use code letter B instead.

B= Not machine-ready Full reels will have a leader and trailer; partial reels will not, and the carrier tape may not be a single continuous length.

D= 13" reel, machine-ready EIA RS-481 clear plastic tape. Factory order only, not stocked.

2. Inductance measured using Coilcraft SMD-A fixture in Agilent/HP4286 impedance analyzer with Coilcraft-provided correlation pieces. For recommended test procedures, contact Coilcraft.

3. Tolerances in bold are stocked for immediate shipment.

4. Q measured using Agilent/HP4291A with Agilent/HP16193 test fixture and on Agilent/HP8753D with Coilcraft SMD-D test fixture.

5. SRF measured using Agilent/HP8720D network analyzer and Coilcraft SMD-D test fixture.

6. DCR measured on Cambridge Technology micro-ohmmeter and Coilcraft CCF858 test fixture.

7. For 15° C rise.

8. Operating temperature range -40° C to +125° C.

9. Electrical specifications at 25° C.

10. For environmental data, see "Product Specifications" section (Doc. 121).

COILCRAFT ACCURATE
PRECISION REPEATABLE
MEASUREMENTS
SEE INDEX **TEST FIXTURES**

Specifications subject to change without notice. Document 195-1 Revised 4/9/01

1102 Silver Lake Road Cary, Illinois 60013 Phone 847/639-6400 Fax 847/639-1469
E-mail info@coilcraft.com Web <http://www.coilcraft.com>

0603CS Series (1608)

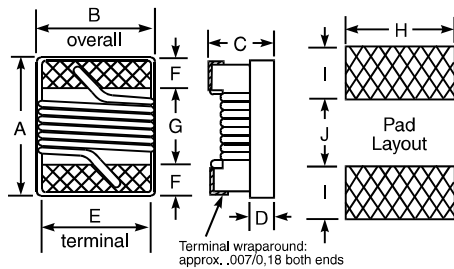
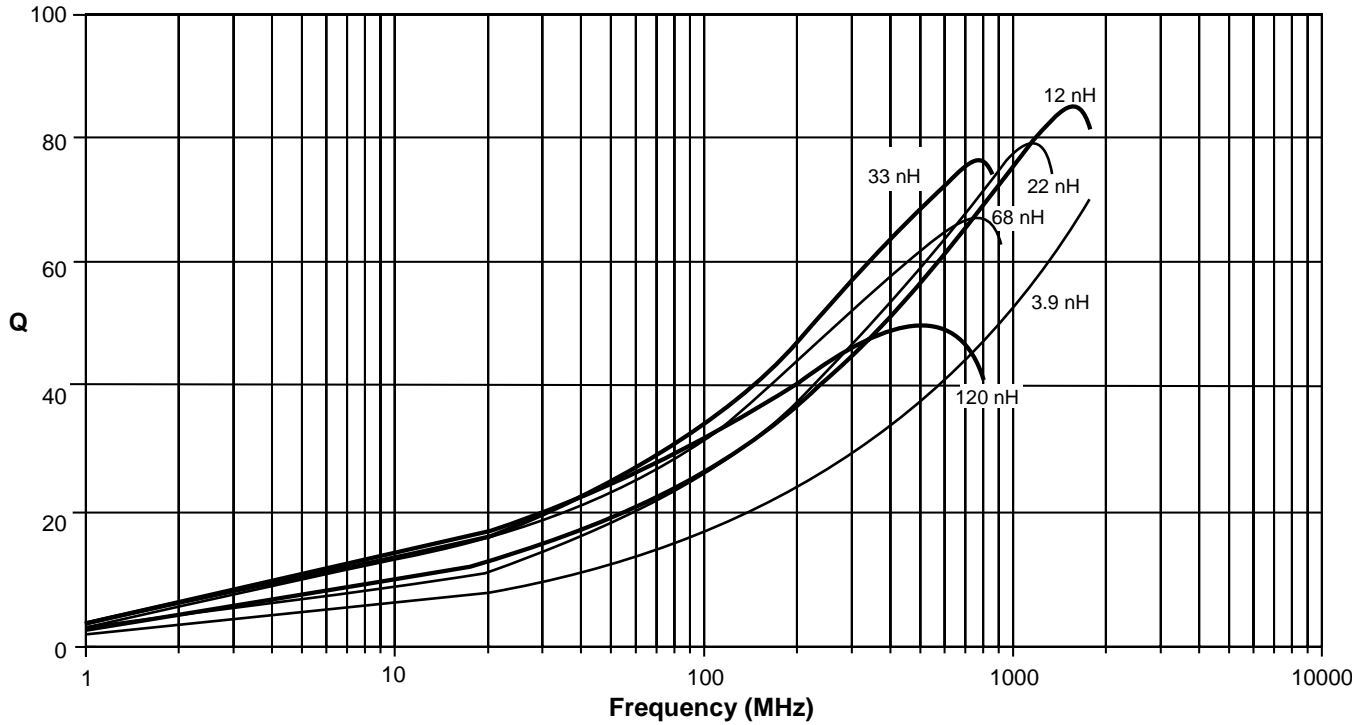
S-Parameter files

ON OUR WEB SITE OR CD

PSpice models

SEE CATALOG, WEB SITE OR CD

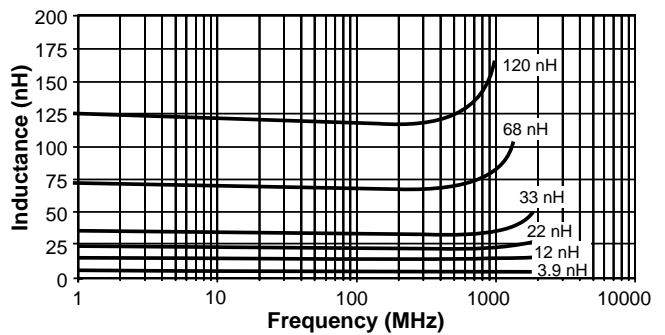
TYPICAL Q vs FREQUENCY



A	B	C	D	E	F	G	H	I	J
Max.	Max.	Max.	Ref.						
.071	.044	.040	.015	.030	.013	.034	.040	.025	.025
1,80	1,12	1,02	0,38	0,76	0,33	0,86	1,02	0,64	0,64

Parts/reel: 7" 2,000; 13" 7,500 Tape width: 8 mm
 For packaging data, see "Tape and Reel Specifications" (Document 173).

L vs FREQUENCY



Specifications subject to change without notice. Document 195-2 Revised 4/9/01

1102 Silver Lake Road Cary, Illinois 60013 Phone 847/639-6400 Fax 847/639-1469

E-mail info@coilcraft.com Web http://www.coilcraft.com