



### Features

- High Surge Capability
- Types up to 1600 V  $V_{RRM}$

Three Tower Package



### Maximum ratings, at $T_j = 25\text{ }^\circ\text{C}$ , unless otherwise specified

Parameter	Symbol	Conditions	MSRT15060(A)	MSRT15080(A)	MSRT150100(A)	Unit
Repetitive peak reverse voltage	$V_{RRM}$		600	800	1000	V
RMS reverse voltage	$V_{RMS}$		424	566	707	V
DC blocking voltage	$V_{DC}$		800	800	1000	V
Continuous forward current	$I_F$	$T_C \leq 140\text{ }^\circ\text{C}$	150	150	150	A
Surge non-repetitive forward current, Half Sine Wave	$I_{F,SH}$	$T_C = 25\text{ }^\circ\text{C}$ , $t_p = 8.3\text{ ms}$	2250	2250	2250	A
Operating temperature	$T_j$		-40 to 175	-40 to 175	-40 to 175	$^\circ\text{C}$
Storage temperature	$T_{stg}$		-40 to 175	-40 to 175	-40 to 175	$^\circ\text{C}$

### Electrical characteristics, at $T_j = 25\text{ }^\circ\text{C}$ , unless otherwise specified

Parameter	Symbol	Conditions	MSRT15060(A)	MSRT15080(A)	MSRT150100(A)	Unit
Diode forward voltage	$V_F$	$I_F = 150\text{ A}$ , $T_j = 25\text{ }^\circ\text{C}$	1.1	1.1	1.1	V
Reverse current	$I_R$	$V_R = 800\text{ V}$ , $T_j = 25\text{ }^\circ\text{C}$	10	10	10	$\mu\text{A}$
		$V_R = 600\text{ V}$ , $T_j = 150\text{ }^\circ\text{C}$	5	5	5	mA

### Thermal characteristics

Thermal resistance, junction - case	$R_{\theta JC}$		0.40	0.40	0.40	$^\circ\text{C}/\text{W}$
-------------------------------------	-----------------	--	------	------	------	---------------------------



Figure 1- Typical Forward Characteristics

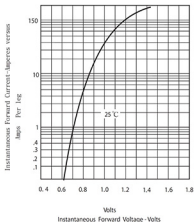


Figure 2 Forward Derating Curve

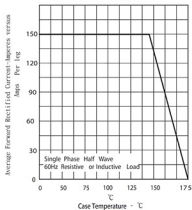


Figure 4-Typical Reverse Characteristics

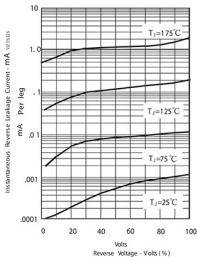


Figure 3-Peak Forward Surge Current

