

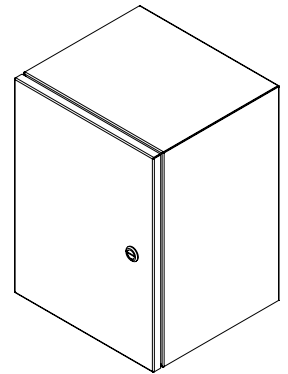


PART No. EN4SD161210GY

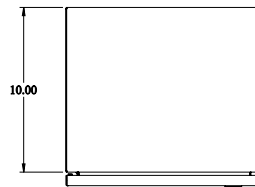
for more information visit
www.hammfg.com

Data subject to change without notice

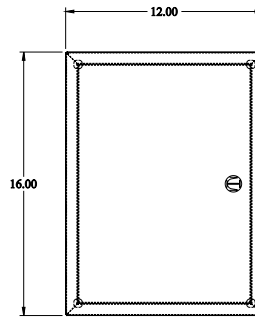
Isometric drawing Not to Scale



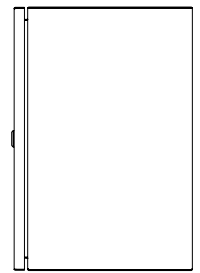
ISOMETRIC VIEW




TOP VIEW




FRONT VIEW



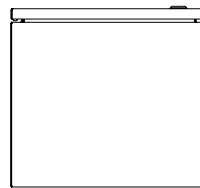
RIGHT SIDE VIEW



LEFT SIDE VIEW



BACK VIEW



BOTTOM VIEW