

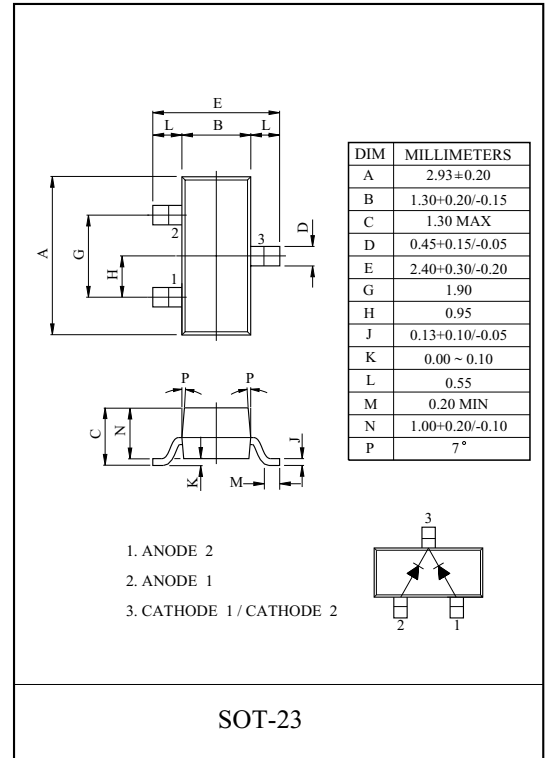
VHF ~UHF BAND RF ATTENUATOR APPLICATIONS.
AGC FOR AM/FM TUNER.

FEATURES

- Low Capacitance : $C_T=0.25$ [pF] (Typ.)
- Low Series resistance : $r_s=7$ [Ω] (Typ.).
- Designed for low Inter Modulation.

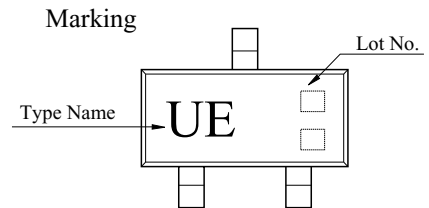
MAXIMUM RATING (Ta=25 °C)

CHARACTERISTIC	SYMBOL	RATING	UNIT
Reverse Voltage	V_R	50	V
Forward Current	I_F	50	mA
Junction Temperature	T_j	150	°C
Storage Temperature Range	T_{stg}	-55 ~ 150	°C



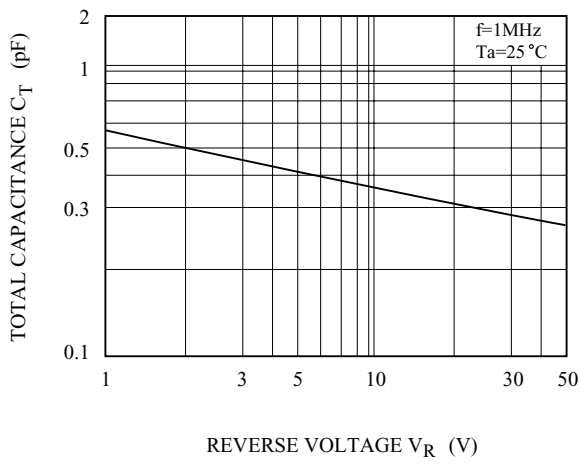
ELECTRICAL CHARACTERISTICS (Ta=25 °C)

CHARACTERISTIC	SYMBOL	TEST CONDITION	MIN.	TYP.	MAX.	UNIT
Reverse Voltage	V_R	$I_R=10 \mu A$	50	-	-	V
Reverse Current	I_R	$V_R=50V$	-	-	0.1	μA
Forward Voltage	V_F	$I_F=50mA$	-	0.95	-	V
Total Capacitance	C_T	$V_R=50V, f=1MHz$	-	0.25	-	pF
Series Resistance	r_s	$I_F=10mA, f=100MHz$	-	7.0	-	Ω



KDV172S

$C_T - V_R$



$r_s - I_F$

