



**SMA Male Connector Clamp/Solder
Attachment For RG178, RG196**

TECHNICAL DATA SHEET

PE4214

SMA Male Connector Clamp/Solder Attachment For RG178, RG196

Configuration

Connector	SMA Male
Connector Interface Type	RG178, RG196
Cable Attachment Method (Shield/Contact)	Clamp/Solder
Body Style	Straight

Electrical Specifications

Impedance, Ohms	50
-----------------	----

Mechanical Specifications

Size

Length, in [mm]	0.728 [18.49]
Width/Dia., in [mm]	0.312 [7.92]
Weight, lbs [g]	0.013 [5.9]

Connector

Type	SMA Male
Contact Material and Plating	Gold
Coupling Nut Material and Plating	Brass, Nickel
Hex Size, in.	5/16
Torque, in-lbs [Nm]	5 [0.57]
Body Material and Plating	Brass, Nickel
Dielectric Type	PTFE

Compliance Certifications (visit www.Pasternack.com for current document)

Plotted and Other Data

Notes: Values at 25 °C, sea level

SMA Male Connector Clamp/Solder Attachment For RG178, RG196 from Pasternack Enterprises has same day shipment for domestic and International orders. Our RF, microwave and fiber optic products maintain a 99% availability and are part of the broadest selection in the industry.

Click the following link (or enter part number in "SEARCH" on website) to obtain additional part information including price, inventory and certifications: [SMA Male Connector Clamp/Solder Attachment For RG178, RG196 PE4214](http://www.pasternack.com/sma-male-standard-rg178-rg196-connector-pe4214-p.aspx)

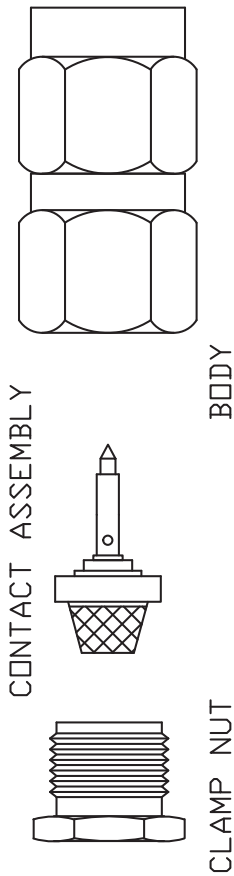
URL: <http://www.pasternack.com/sma-male-standard-rg178-rg196-connector-pe4214-p.aspx>

The information contained in this document is accurate to the best of our knowledge and representative of the part described herein. It may be necessary to make modifications to the part and/or the documentation of the part, in order to implement improvements. Pasternack reserves the right to make such changes as required. Unless otherwise stated, all specifications are nominal.



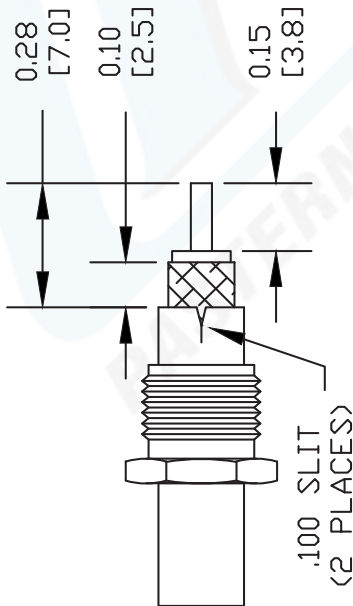
PE4214 CAD Drawing

SMA Male Connector Clamp/Solder Attachment For RG178, RG196



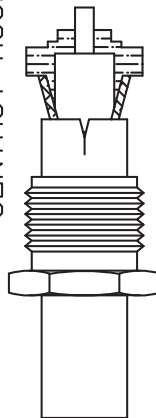
ASSEMBLY PROCEDURES

1. SLIDE CLAMP NUT OVER CABLE. STRIP CABLE AS SHOWN.

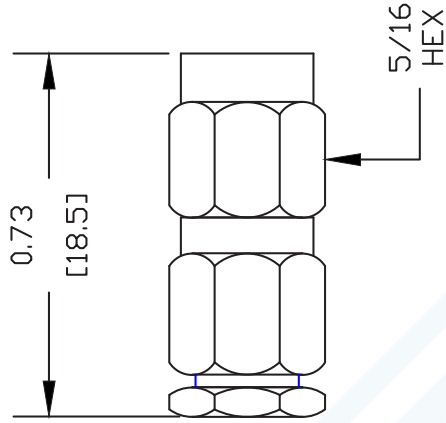
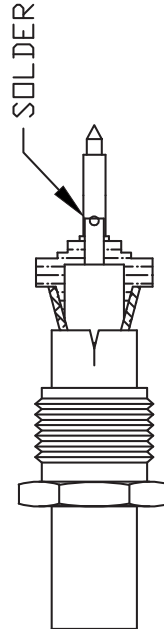


2. FLARE BRAID AND SLIDE CONTACT ASSEMBLY OVER DIELECTRIC AND UNDER BRAID UNTIL THE CONTACT ASSEMBLY STOPS. TRIM EXCESS BRAID TO DIAMETER OF THE CONTACT ASSEMBLY.

CONTACT ASSEMBLY



3. SOLDER CONTACT ONTO CENTER CONDUCTOR. INSERT ASSEMBLY INTO BODY AND TIGHTEN.



Pasternack Enterprises, Inc.
 P.O. Box 16759 | Irvine | CA | 92623
 Phone: (949) 261-1920 | Fax: (949) 261-7451
 Website: www.pasternack.com | E-Mail: sales@pasternack.com

DWG TITLE

PE4214

NOTES:
 1. UNLESS OTHERWISE SPECIFIED ALL DIMENSIONS ARE NOMINAL.
 2. ALL SPECIFICATIONS ARE SUBJECT TO CHANGE WITHOUT NOTICE AT ANY TIME.
 3. DIMENSIONS ARE IN INCHES [mm].
 4. FITS MIL-C-17 AND EQUIVALENT CABLES.

REV. A

FSCM NO. 53919

CAD FILE 090308

SCALE N/A

SIZE A

127