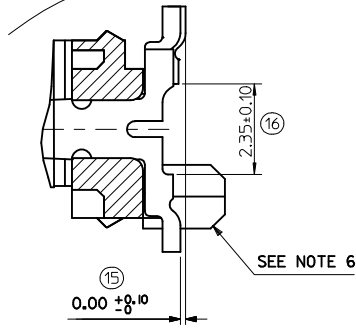


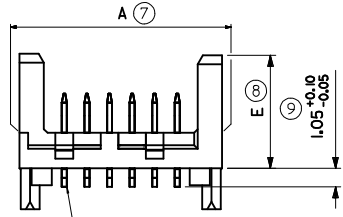
SECTION Y-Y



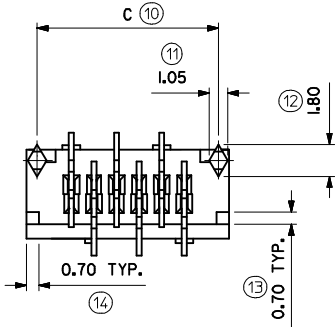
SEE NOTE 6

SEE NOTE 4

(SCALE 10:1)



CIRCUIT No.1



NOTES:

- 1) MATERIAL: HOUSING: NYLON (PA) GLASS FILLED, UL94 V-0, NATURAL (BEIGE)
TERMINAL - CARTRIDGE BRASS 0.28 REF THICK
- 2) PLATING:
TIN: TIN (Sn) 3-5 MICROMETRE OVER 1.27 MICROMETRE MIN NICKEL(Ni).
PALLADIUM NICKEL (PdNi): 0.6 MICROMETRE SELECTIVE PdNi WITH 0.05 MICROMETRE GOLD FLASH
IN CONTACT AREA AND 3-5 MICROMETRE SELECTIVE TIN IN SOLDER TAIL AREA
OVER 1.27 MICROMETRE NICKEL(Ni) UNDERCOAT.
- 3) MATES WITH MOLEX 90327 PART SERIES.
- 4) ALL SMT TAILS TO LIE WITHIN A COPLANARITY BAND OF
0.0 - 0.10 REF. FROM EACH OTHER.
- 5) FOR TAPE AND REEL PACKAGING SEE SDA-90814-9001
FOR TUBE PACKAGING SEE PK-90814-001
- 6) PCB PEGS ARE OPTIONAL.
- 7) PCB LAYOUT SHOWN ON SHEET 2.
- 8) PRODUCT SPECIFICATION: PS-99020-0011

INSPECTION NUMBERS USED ON SHEET 1: 1-50
LAST INSPECTION NUMBER: 16

90814 - **
CIRCUIT SIZE

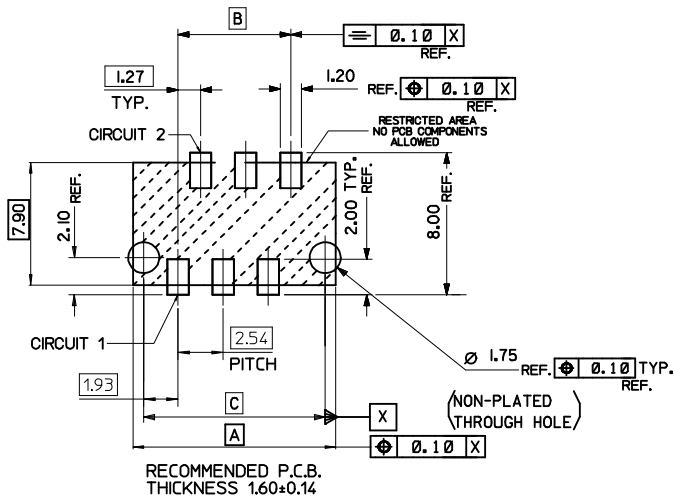
	PCB PEGS	TUBE PACKED	TAPE & REEL PACKED	POLARIZING PEG HEIGHT DIMN. E
0	YES	YES	NO	6.40
2	YES	NO	YES	6.40
3	NO	YES	NO	6.40
5	NO	NO	YES	6.40
6	NO	YES	NO	4.10
7	NO	NO	YES	4.10
8	YES	YES	NO	4.10
9	YES	NO	YES	4.10

0= 3-5 MICROMETRE TIN VERSION

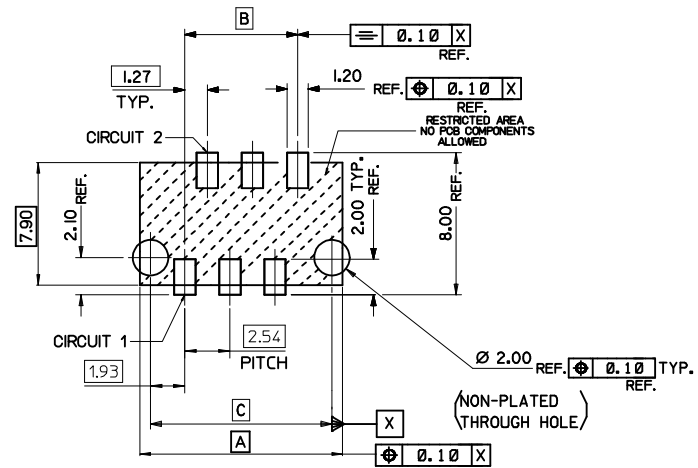
3= 0.6 MICROMETRE PALLADIUM NICKEL VERSION

90814-**-26	26	36.80	31.75	35.60	14	YES
90814-**-24	24	34.26	29.21	33.06	15	YES
90814-**-22	22	31.72	26.67	30.52	16	YES
90814-**-20	20	29.18	24.13	27.98	18	YES
90814-**-18	18	26.64	21.59	25.44	20	YES
90814-**-16	16	24.10	19.05	22.90	22	YES
90814-**-14	14	21.56	16.51	20.36	25	YES
90814-**-12	12	19.02	13.97	17.82	28	YES
90814-**-10	10	16.48	11.43	15.28	32	YES
90814-**-08	8	13.94	8.89	12.74	38	YES
90814-**-06	6	11.40	6.35	10.20	46	YES
90814-**-04	4	8.86	3.81	7.66	60	YES
PART NO.	NUMBER OF CKTS	DIMN. A	DIMN. B	DIMN. C	QUANTITY OF PARTS PER TUBE (-=0**/-=3**/-=6** & -=8** VERSIONS)	TOOLED

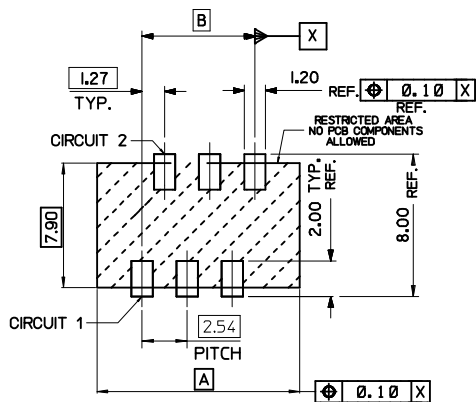
REMOVED GOLD OPTION EC NO: IFC2012-0576 DRAWN:DBYRNES 2012/03/22 CHKD:SMCGREYV 2012/05/29 APPR:EFOLAN 2012/07/17	QUALITY SYMBOLS ▽=0 ▽=0	GENERAL TOLERANCES (UNLESS SPECIFIED)		DIMENSION STYLE MM ONLY		SCALE 5:1	DESIGN UNITS METRIC	THIRD ANGLE PROJECTION
		mm	INCH	DRAWN BY DMCNAMAR	DATE 2001/08/16	TITLE PICOFLEX SMT HEADER	MOLEX INCORPORATED	
DESCRIPTION REV	DRAFT WHERE APPLICABLE MUST REMAIN WITHIN DIMENSIONS	4 PLACES ±---		APPROVED BY EFOLAN		DATE 2010/11/04	DOCUMENT NO. SDA-90814	
		3 PLACES ±---		MATERIAL NO.		DATE 2001/08/16	SHEET NO. 1 OF 2	
2 PLACES ±0.10		1 PLACE ±---		SIZE A2		THIS DRAWING CONTAINS INFORMATION THAT IS PROPRIETARY TO MOLEX INCORPORATED AND SHOULD NOT BE USED WITHOUT WRITTEN PERMISSION		
ANGULAR ±1/2°								



PCB LAYOUT FOR TRANSITION FIT WITH PCB PEGS
 HEADER VERSIONS 90814-0**/-*2**/-*8**/-*9**,
 VIEWED FROM COMPONENT SIDE



PCB LAYOUT FOR CLEARANCE FIT WITH PCB PEGS
 HEADER VERSIONS 90814-0**/-*2**/-*8**/-*9**,
 VIEWED FROM COMPONENT SIDE



PCB LAYOUT FOR HEADERS WITHOUT PCB PEGS
 HEADER VERSIONS 90814-3**/-*5**/-*6**/-*7**,
 VIEWED FROM COMPONENT SIDE

90814-0026	26	36.80	31.75	35.60
90814-0024	24	34.26	29.21	33.06
90814-0022	22	31.72	26.67	30.52
90814-0020	20	29.18	24.13	27.98
90814-0018	18	26.64	21.59	25.44
90814-0016	16	24.10	19.05	22.90
90814-0014	14	21.56	16.51	20.36
90814-0012	12	19.02	13.97	17.82
90814-0010	10	16.48	11.43	15.28
90814-0008	8	13.94	8.89	12.74
90814-0006	6	11.40	6.35	10.20
90814-0004	4	8.86	3.81	7.66
PART NO.	NUMBER OF CKTS	DIMN. A	DIMN. B	DIMN. C

CORRECTED P.C.B. DIMS EC NO: IFC2013-0901 DRWN:BBYRNES 2012/12/13 CHKD:DMAHER 2013/01/22 APPR:STGRIFLIN 2013/01/23	QUALITY SYMBOLS $\nabla=0$ $\nabla=0$	GENERAL TOLERANCES (UNLESS SPECIFIED)	DIMENSION STYLE MM ONLY	SCALE 5:1	DESIGN UNITS METRIC	THIRD ANGLE PROJECTION														
	DESCRIPTION	<table border="1"> <thead> <tr> <th></th> <th>mm</th> <th>INCH</th> </tr> </thead> <tbody> <tr> <td>4 PLACES</td> <td>± 0.10</td> <td>± 0.004</td> </tr> <tr> <td>3 PLACES</td> <td>± 0.15</td> <td>± 0.005</td> </tr> <tr> <td>2 PLACES</td> <td>± 0.20</td> <td>± 0.008</td> </tr> <tr> <td>1 PLACE</td> <td>± 0.25</td> <td>± 0.010</td> </tr> </tbody> </table> ANGULAR ±1/2° DRAFT WHERE APPLICABLE MUST REMAIN WITHIN DIMENSIONS		mm	INCH	4 PLACES	± 0.10	± 0.004	3 PLACES	± 0.15	± 0.005	2 PLACES	± 0.20	± 0.008	1 PLACE	± 0.25	± 0.010	DRAWN BY: DMCNAMAR DATE: 2001/08/23 CHECKED BY: BMAGUIRE DATE: 2001/08/23 APPROVED BY: EFOLAN DATE: 2010/11/04 MATERIAL NO.: SEE CHART	TITLE PICOFLEX SMT HEADER	MOLEX INCORPORATED DOCUMENT NO.: SDA-90814
	mm	INCH																		
4 PLACES	± 0.10	± 0.004																		
3 PLACES	± 0.15	± 0.005																		
2 PLACES	± 0.20	± 0.008																		
1 PLACE	± 0.25	± 0.010																		
REV			SIZE A2	THIS DRAWING CONTAINS INFORMATION THAT IS PROPRIETARY TO MOLEX INCORPORATED AND SHOULD NOT BE USED WITHOUT WRITTEN PERMISSION																