
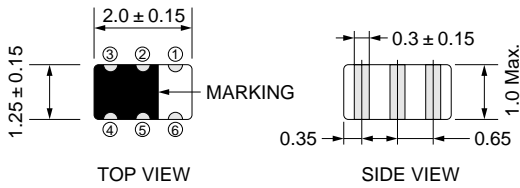


LTF3216B/2012B-F Series



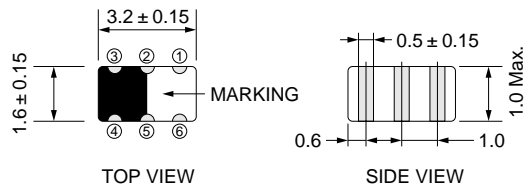
LTF2012B-F Series



③	IN	②	GND	①	OUT
④	GND	⑤	GND	⑥	GND

(Unit: mm)

LTF3216B-F Series



③	IN	②	GND	①	OUT
④	GND	⑤	GND	⑥	GND

(Unit: mm)

- Marking of polarity : marking is on the upper surface of the unit.
- 方向表示 : 端子番号の方向を示します。この表示が常に上を向くようにテーピングされています。

Features

- Compact and low-profile type.
- Dual inline terminal layout saves installation space.
- High attenuation rate and low insertion loss
- Operating temperature range: -55 to +125 .
- Lead-free terminals permit reflow and flow soldering

特 長

- 小型・低背
- デュラインラインの端子配置による取り付け面積の省面積化を実現
- 高減衰量と低挿入損失を実現
- 使用温度範囲 : - 55 ~ + 125
- 鉛フリー電極  
リフロ、フローはんだ付け

Applications

- Bluetooth
- 2.4GHz-LAN

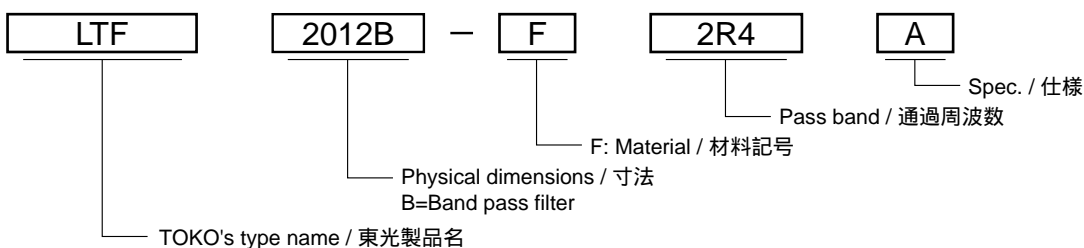
用 途

- ブルートゥース
- 2.4GHz ワイヤレスLAN

Electrical Characteristics 電気的特性

TOKO Part Numbers	Pass Bandwidth [MHz]	Insertion Loss (Max.)	Return Loss (Min.)	Attenuation (dB)		Impedance (Ω)
				(Min.)	(Min.)	
LTF3216B-F2R4A	2400-2500	1.8 dB	9.5 dB	11 dB (@1.785 GHz)	19 dB (@1.9 GHz)	50
LTF2012B-F2R4B	2400-2500	2.0 dB	10 dB	14 dB (@1.9 GHz)	20 dB (@5.0 GHz)	50

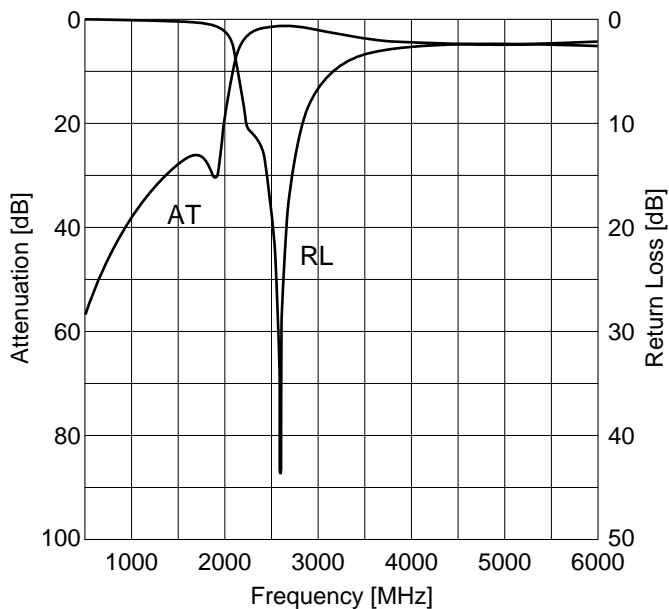
Part Numbering System 品番構成



Pass band Unit is MHz and 3 digits are used.  
The value is indicated as shown below.  
3文字で示される。単位はMHz  
Example / 例 : 2R4...2400MHz、R80...800MHz

■ Typical Characteristics 特性例

LTF3216B-F2R4A



LTF2012B-F2R4B

