

DO NOT SCALE FROM THIS PRINT

PTF-1XX-XX-X-D-XXX-DEAN2

No OF POSITIONS

-02 THRU -50 (PER ROW)

POLARIZATION OPTION

-XXX INDICATES POSITION (USE PK-07 TO POLARIZE)

LEAD STYLE

-01: USE C-159-01-XX
-03: USE C-159-03-XX

ROW SPECIFICATION

-D: DOUBLE ROW
-01 (USE PTF-62-D)
-03 (USE PTF-62-D & PTF-50-D)

PLATING SPECIFICATION

-S: SELECTIVE GOLD (USE C-159-XX-S)
-SM: SELECTIVE GOLD; MATTE TIN TAIL (USE C-159-XX-SM)

D

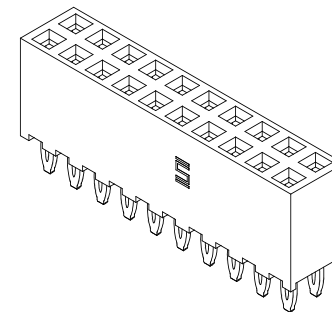
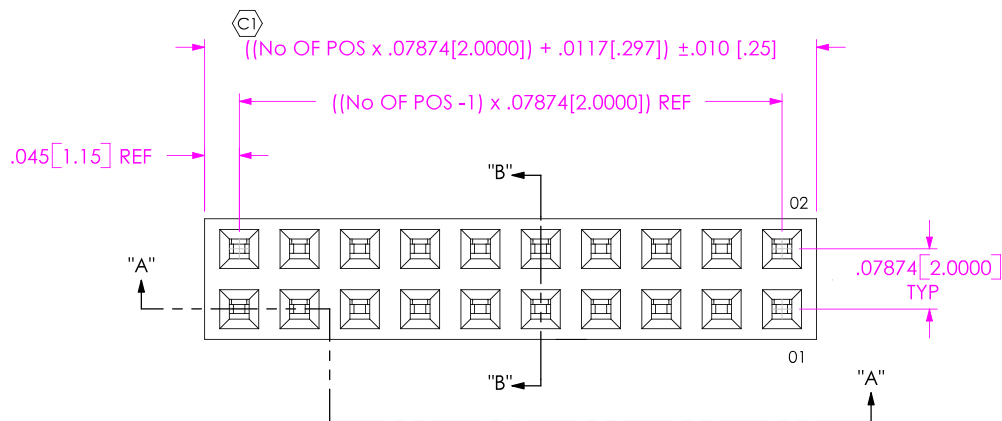
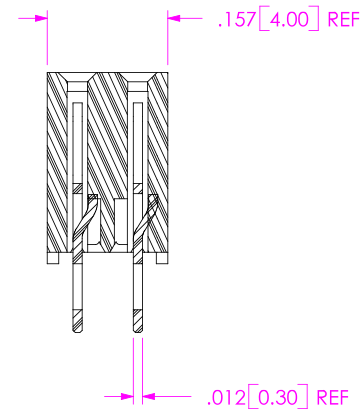
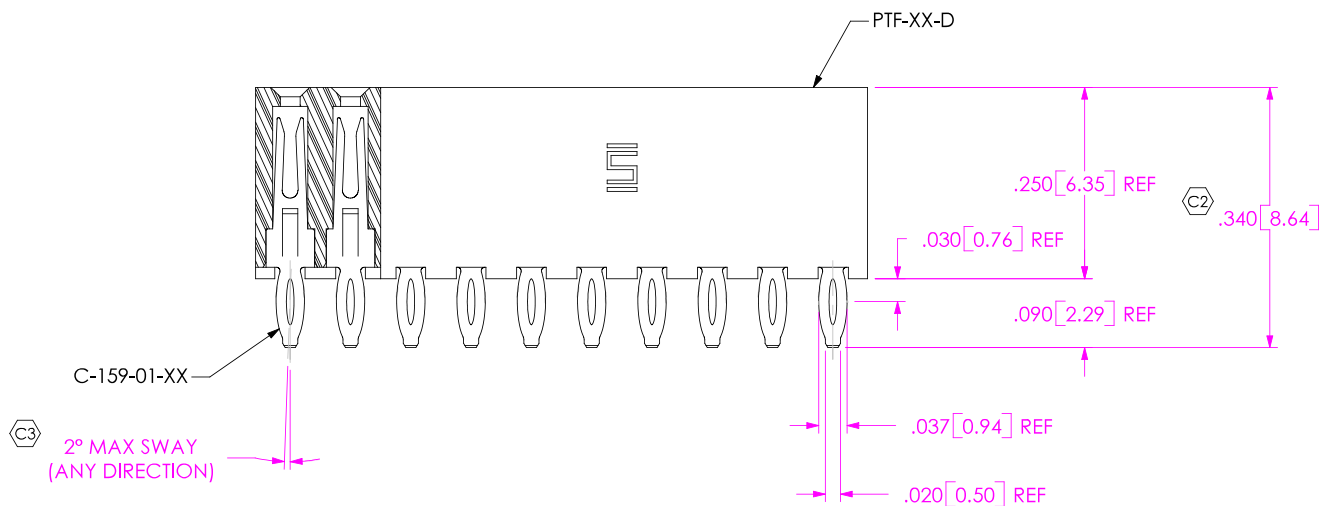


FIG. 1
-01 LEAD STYLE



SECTION "B"-"B"

NOTES:

1. © REPRESENTS A CRITICAL DIMENSION.
2. MAXIMUM CUT FLASH: .020 [.51].
3. MINIMUM CONTACT RETENTION: .5 LB PER PIN.
4. PARTS MAY BE CUT TO POS. ONE POS LOST PER CUT.
5. ALL POSITIONS TO BE LAYER PACKAGED.
6. MAX ALLOWABLE BOW .0015" IN/IN.
7. PROCESS TO BUILD CUT TO POSITION ASSEMBLIES:
 1. ROTO CUT PTF BODY TO POSITION
 2. MULTI-CUT THE PTF BODY TO POSITION
 3. FILL PTF BODY
 4. MOUNT PTF BODY TO PTF ASSEMBLY
8. USED FOR CUTTING PTF BODY
9. PTF BODY IS NOT TO BE MORE THAN +/- .005[.13] FROM PLANE SET BY PTF BODY.

SECTION "A"-"A"

UNLESS OTHERWISE SPECIFIED, DIMENSIONS ARE IN INCHES.

TOLERANCES ARE:
DECIMALS ANGLES
.XXX: ±.005 [.13] 2°
.XXXX: ±.0020 [.051]
.XXXXX: ±.0020 [.051]

PROPRIETARY NOTE

THIS DOCUMENT CONTAINS INFORMATION CONFIDENTIAL AND PROPRIETARY TO SAMTEC, INC. AND SHALL NOT BE REPRODUCED OR TRANSFERRED TO OTHER DOCUMENTS OR DISCLOSED TO OTHERS OR USED FOR ANY PURPOSE OTHER THAN THAT WHICH IT WAS OBTAINED WITHOUT THE EXPRESSED WRITTEN CONSENT OF SAMTEC, INC.

MATERIAL: DO NOT SCALE DRAWING

INSULATOR: LCP
COLOR: BLACK
CONTACT: PHOS BRONZE



F:\DWG\MISC\MKTG\PTF-1XX-XX-X-D-XXX-DEAN2-MKT.SLDDRW

SHEET SCALE: 4:1

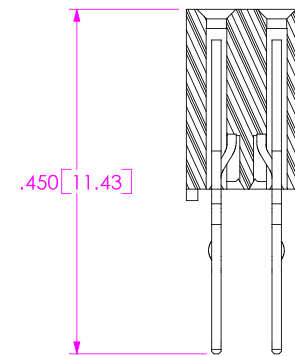
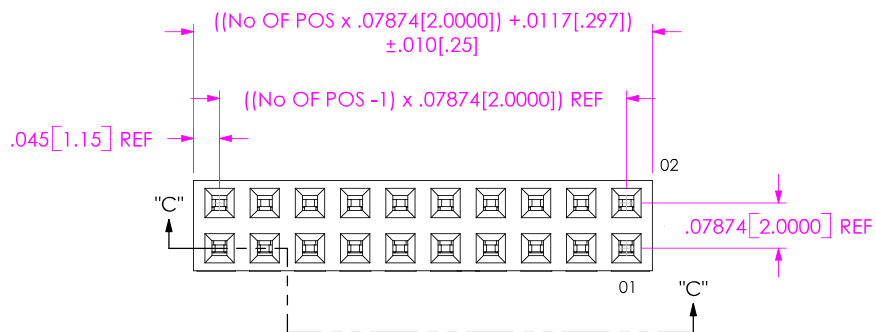
SAMTEC

520 PARK EAST BLVD, NEW ALBANY, IN 47150
PHONE: 812.944.6733 FAX: 812.948.5047
e-Mail: INFO@SAMTEC.COM CODE: 55322

DESCRIPTION: 2mm PRESS FIT SOCKET ASSEMBLY

DWG. NO. PTF-1XX-XX-X-D-XXX-DEAN2

BY: KEVIN B 4/3/2000 SHEET 1 OF 2



IN-PROCESS

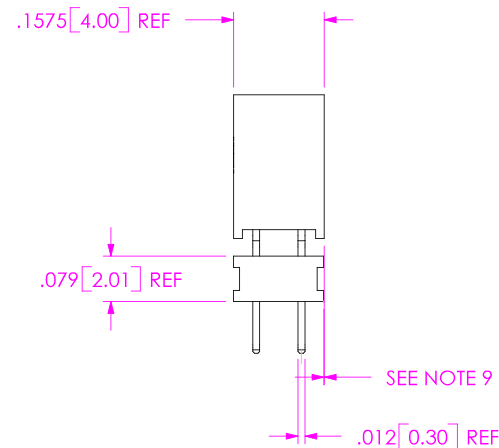
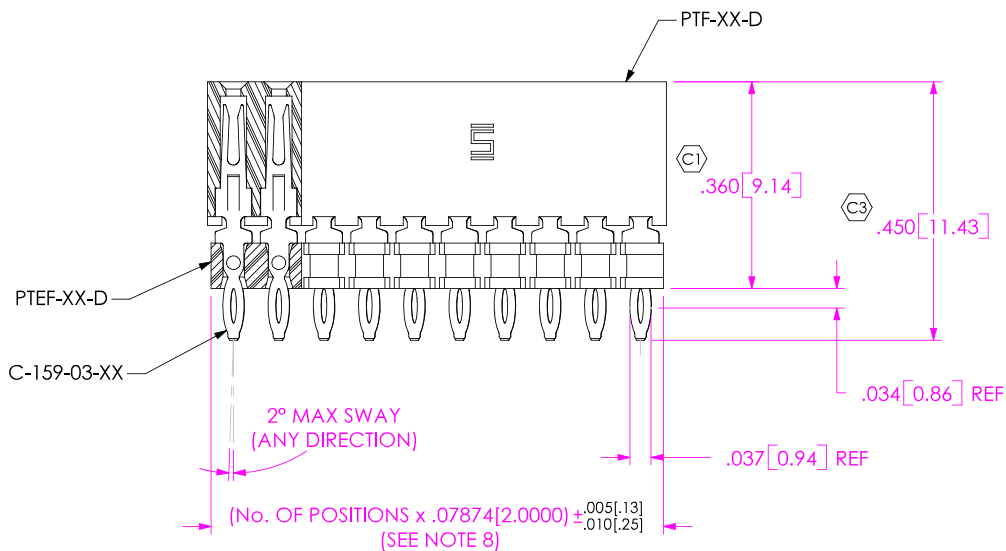


FIG. 2
-03 LEAD STYLE
SECTION "C"- "C"

PROPRIETARY NOTE

THIS DOCUMENT CONTAINS INFORMATION CONFIDENTIAL AND PROPRIETARY TO SAMTEC, INC. AND SHALL NOT BE REPRODUCED OR TRANSFERRED TO OTHER DOCUMENTS OR DISCLOSED TO OTHERS OR USED FOR ANY PURPOSE OTHER THAN THAT WHICH IT WAS OBTAINED WITHOUT THE EXPRESSED WRITTEN CONSENT OF SAMTEC, INC.

DO NOT SCALE DRAWING

SHEET SCALE: 4:1

SAMTEC

520 PARK EAST BLVD, NEW ALBANY, IN 47150
 PHONE: 812.944.6733 FAX: 812.948.5047
 e-Mail: INFO@SAMTEC.COM CODE: 55322

DESCRIPTION: 2mm PRESS FIT SOCKET ASSEMBLY

DWG. NO. PTF-1XX-XX-X-D-XXX-DEAN

BY: KEVIN B 4/3/2000 SHEET 2 OF 2