

# CHIP CARRIER SOCKET

## FEATURES

- Conforms to JEDEC standards for leaded chip carriers
- Leads are tin plated after stamping
- Same footprint as most common chip carriers
- Available in surface mount and thru-hole styles
- High temperature material resists distortion during soldering

## STANDARD PART DIMENSIONS

INSULATOR BODY		Thru-Hole	Surface Mount
H	HEIGHT	0.315" / 8,0mm	0.177" / 4,5mm
S	STANDOFF	0.020" / 0,51mm	0.020" / 0,51mm

SEE TABLE BELOW FOR OTHER DIMENSIONS

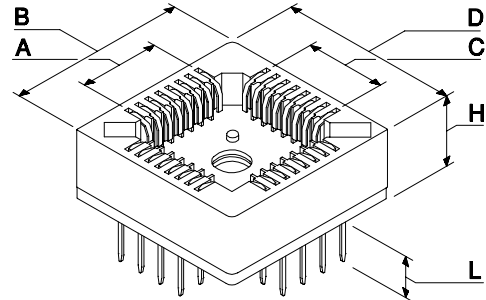
PC TAIL		Thru-Hole	Surface Mount
L	LENGTH	0.130" / 3,30mm	N/A

## MATERIALS

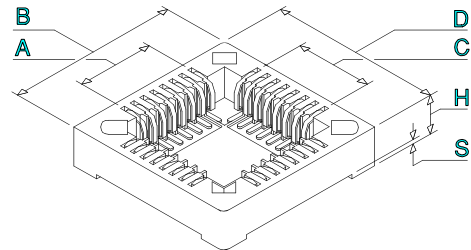
INSULATOR BODY	High Temp Thermoplastic (UL94V-0)
CONTACT	Phosphor Bronze

See SPECIFICATIONS and PERFORMANCE DATA for more information.

## THRU-HOLE (20 to 84 Positions)

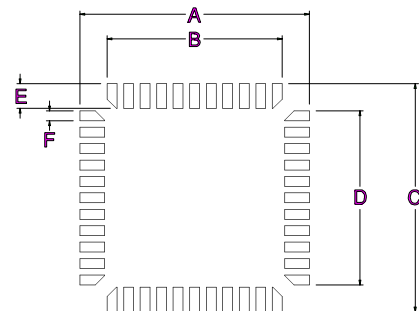


## SURFACE MOUNT (20 to 84 Positions)



## PART DIMENSIONS CHART

CONTACTS	A	B (±0.010")	C	D (±0.010")
20	0.20" / 5,08mm	0.62" / 15,75mm	0.20" / 5,08mm	0.62" / 15,75mm
28	0.30" / 7,62mm	0.72" / 18,29mm	0.30" / 7,62mm	0.72" / 18,29mm
32	0.30" / 7,62mm	0.72" / 18,29mm	0.40" / 10,16mm	0.82" / 18,29mm
44	0.50" / 12,70mm	0.92" / 23,37mm	0.50" / 12,70mm	0.92" / 23,37mm
52	0.60" / 15,24mm	1.02" / 25,91mm	0.60" / 15,24mm	1.02" / 25,91mm
68	0.80" / 20,32mm	1.22" / 31,00mm	0.80" / 20,32mm	1.22" / 31,00mm
84	1.00" / 25,40mm	1.42" / 36,07mm	1.00" / 25,40mm	1.42" / 36,07mm



**SAMPLE HOTLINE: 1-800-676-7644**

**CRANE CONNECTORS** • 4700 Smith Road • Cincinnati, Ohio 45212 USA • E-mail Address: info@craneconnectors.com  
 Phone: (513) 631-4700 • Fax (513) 631-5700 • Toll Free US (800) 676-7644 • Canada (800) 420-7310


Adapts 0.050" (1,27mm) High Density Chip Carrier To 0.100" (2,54mm) PCB Hole Spacing	HOW TO ORDER CRANE'S LCC SERIES					
	STANDARD PART NUMBER					OPT.
					--	
PRODUCT SERIES	LCC					
TOTAL NUMBER OF POSITIONS	POSITIONS	20-84				
Please reference table above for available sizes.						
PLATING (See Specifications At Bottom Of Page)	TIN		T			
TAIL CONFIGURATION	SURFACE MOUNT (Omit for Thru-Hole)			S		
ALIGNMENT PIN (OPTIONAL)	SURFACE MOUNT (Omit for Thru-Hole)					A

<b>LCC-HT EXTRACTION TOOL</b>
Crane's LCC-HT extraction tool fits the slots in the insulator for easy removal of the chip. The LCC-HT tool accommodates the full range of chip carriers offered. Contact the factory for more information.

**SAMPLE HOTLINE: 1-800-676-7644**

# CRANE CONNECTORS - PLATING SPECIFICATIONS

PLATING OPTIONS		CONTACT AREA Inches (Millimeters)	PC TAIL Inches (Millimeters)	UNDERPLATE Inches (Millimeters)
<b>G</b>	Selective	15 $\mu$ " (0,00038) Gold	100 $\mu$ " (0,00254) Tin/Lead - Min	50 $\mu$ " (0,00127) Nickel - Min.
<b>T</b>	Tin / Lead	100 $\mu$ " (0,00254) Tin / Lead	100 $\mu$ " (0,00254) Tin/Lead - Min	50 $\mu$ " (0,00127) Nickel - Min.
<b>M</b>	Selective	50 $\mu$ " (0,00127) Gold	100 $\mu$ " (0,00254) Tin/Lead - Min	50 $\mu$ " (0,00127) Nickel - Min.
<b>H</b>	Selective	30 $\mu$ " (0,00076) Gold	100 $\mu$ " (0,00254) Tin/Lead - Min	50 $\mu$ " (0,00127) Nickel - Min.
<b>L</b>	Selective	10 $\mu$ " (0,00025) Gold	100 $\mu$ " (0,00254) Tin/Lead - Min	50 $\mu$ " (0,00127) Nickel - Min.
<b>F</b>	Selective	3 $\mu$ " (0,00008) Gold	100 $\mu$ " (0,00254) Tin/Lead - Min	50 $\mu$ " (0,00127) Nickel - Min.



**SAMPLE HOTLINE: 1-800-676-7644**

**CRANE CONNECTORS** • 4700 Smith Road • Cincinnati, Ohio 45212 USA • E-mail Address: info@craneconnectors.com  
Phone: (513) 631-4700 • Fax (513) 631-5700 • Toll Free US (800) 676-7644 • Canada (800) 420-7310