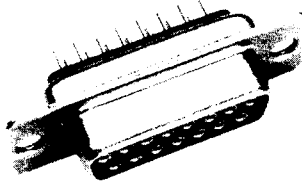


How to Order – High-Rel Printed Circuit Mount Connectors

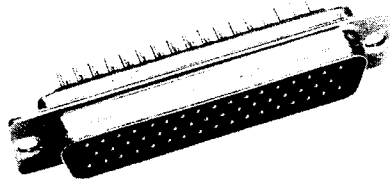
Straight PC Tail, Receptacles (Includes Socket Contacts) With .120 (3.15) Through-Mounting Holes



Number of Contacts (Shell Size)	PC Tails - .030 (0.76) Diameter			Wire Wrap Post - .024 (0.61) Square	
	.127 (3.23) ±.027 (0.69) Long Post	.158 (4.01) ±.027 (0.69) Long Post	.183 (4.65) ±.027 (0.69) Long Post	.405 (10.29) ±.027 (0.69) Long Post (Two Wrap)	.530 (13.46) ±.027 (0.69) Long Post (Three Wrap)
9 (E) Standard	DEM9SE	DEM9SM	DEM9SZ	DEM9SF179	DEM9SF179A
9 (E) Military	DEM9SE	DEM9SM	DEM9SZ	DEM9SF179	DEM9SF179A
15 (A) Standard	DAM15SE	DAM15SM	DAM15SZ	DAM15SF179	DAM15SF179A
15 (A) Military	DAMM15SE	DAMM15SM	DAMM15SZ	DAMM15SF179	DAMM15SF179A
25 (B) Standard	DBM25SE	DBM25SM	DBM25SZ	DBM25SF179	DBM25SF179A
25 (B) Military	DBMM25SE	DBMM25SM	DBMM25SZ	DBMM25SF179	DBMM25SF179A
37 (C) Standard	DCM37SE	DCM37SM	DCM37SZ	DCM37SF179	DCM37SF179A
37 (C) Military	DCMM37SE	DCMM37SM	DCMM37SZ	DCMM37SF179	DCMM37SF179A
50 (D) Standard	DDM50SE	DDM50SM	DDM50SZ	DDM50SF179	DDM50SF179A
50 (D) Military	DDMM50SE	DDMM50SM	DDM50SZ	DDMM50SF179	DDMM50SF179A

NM Non-Magnetic/No-Outgas – Add desired suffix code (NMB, NMB-K52) to end of part number. Example: DEM9SZNMB-K52

Straight PC Tail, Plug (Includes Pin Contacts) With .120(3.15) Through-Mounting Holes

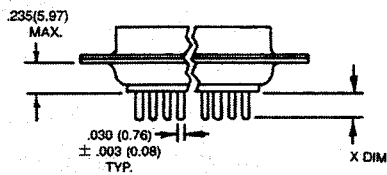


Number of Contacts (Shell Size)	PC Tails - .030 (0.76) Diameter			Wire Wrap Post - .024 (0.61) Square	
	.127 (3.23) ±.027 (0.69) Long Post	.158 (4.01) ±.027 (0.69) Long Post	.183 (4.65) ±.027 (0.69) Long Post	.405 (10.29) ±.027 (0.69) Long Post (Two Wrap)	.530 (13.46) ±.027 (0.69) Long Post (Three Wrap)
9 (E) Standard	DEM9PE	DEM9PM	DEM9PZ	DEM9PF179	DEM9PF179A
9 (E) Military	DEM9PE	DEM9PM	DEM9PZ	DEM9PF179	DEM9PF179A
15 (A) Standard	DAM15PE	DAM15PM	DAM15PZ	DAM15PF179	DAM15PF179A
15 (A) Military	DAMM15PE	DAMM15PM	DAMM15PZ	DAMM15PF179	DAMM15PF179A
25 (B) Standard	DBM25PE	DBM25PM	DBM25PZ	DBM25PF179	DBM25PF179A
25 (B) Military	DBMM25PE	DBMM25PM	DBMM25PZ	DBMM25PF179	DBMM25PF179A
37 (C) Standard	DCM37PE	DCM37PM	DCM37PZ	DCM37PF179	DCM37PF179A
37 (C) Military	DCMM37PE	DCMM37PM	DCMM37PZ	DCMM37PF179	DCMM37PF179A
50 (D) Standard	DDM50PE	DDM50PM	DDM50PZ	DDM50PF179	DDM50PF179A
50 (D) Military	DDMM50PE	DDMM50PM	DDMM50PZ	DDMM50PF179	DDMM50PF179A

NM Non-Magnetic/No-Outgas – Add desired suffix code (NMB, NMB-K52) to end of part number. Example: DEM9PZNMB-K52

Dimensions

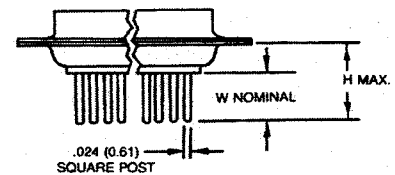
Printed Circuit Applications



* All MIL-C-24308 connectors come with .250 (0.10) length spacers.

Code (Last Letter of Part Number)	Straight X ±.027 (0.69)
E	.127 (3.22)
M	.158 (4.01)
Z	.183 (4.65)

Wire Wrapping Applications



Modification Code	Number of Wraps	W	H
F179	2	.405 (10.29)	.655 (16.64)
F179A	3	.530 (13.46)	.780 (19.81)

D Subminiature Connectors

Performance Specifications – Page 332