

Spade Tongue Terminals

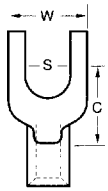
LISTED



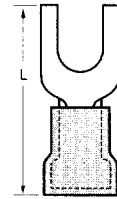
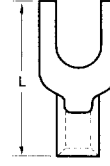
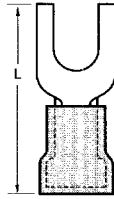
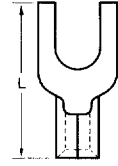
1-800-800-0449



Spade Tongue Terminals 26 to 10 Wire Range



MATERIAL: COPPER



Wire Range	Stud Size S	Max. Width W	Min. Clearance C	KRIMPTITE®		INSULKRIMP® (PVC INSULATION)		VERSAKRIMP™		AVIKRIMP® (NYLON INSULATION)	
				Part Number	Max. Length L	Part Number	Max. Length L	Part Number	Max. Length L	Part Number	Max. Length L
26-24 12-0.2mm ²	0 (1.5)	.135 (3,4)	.121 (3,1)	—	.362 (9,2)	—	—	—	—	M-8123-00	.532 (13,5)
	2 (2)	.192 (4,9)	.215 (5,5)	M-1116-02	.496 (12,6)	—	—	—	—	M-8116-02	.666 (16,9)
	4 (2,6)	.213 (5,4)	.215 (5,5)	M-1121-04	.487 (12,4)	—	—	—	—	M-8121-04	.657 (16,7)
22-18 0.3-1.0mm ²	5-6 (3-3.5)	.326 (8,3)	.303 (7,7)	AA-135-06	.690 (17,5)	AA-235-06X	.915 (23,2)	AA-335-06	.690 (17,5)	AA-835-06	.915 (23,2)
	8 (4)	.326 (8,3)	.303 (7,7)	AA-135-08	.690 (17,5)	AA-235-08X	.915 (23,2)	AA-335-08	.690 (17,5)	AA-835-08	.915 (23,2)
	10 (-)	.326 (8,3)	.303 (7,7)	AA-135-10	.690 (17,5)	AA-235-10X	.915 (23,2)	—	.690 (17,5)	AA-835-10	.915 (23,2)
16-14 1.2-2.0mm ²	3-4 (2,6)	.255 (6,5)	.209 (5,3)	—	.565 (14,4)	BB-207-04X	.790 (20,1)	—	.565 (14,4)	—	.805 (20,5)
	5-6 (3-3.5)	.255 (6,5)	.209 (5,3)	BB-107-06	.565 (14,4)	BB-207-06X	.790 (20,1)	—	.565 (14,4)	BB-807-06	.805 (20,5)
		.305 (7,7)	.211 (5,4)	BB-124-06	.564 (14,3)	BB-224-06X	.789 (20,0)	—	.564 (14,3)	BB-824-06	.804 (20,4)
		.305 (7,7)	.211 (5,4)	BB-124-08	.564 (14,3)	BB-224-08X	.789 (20,0)	—	.564 (14,3)	BB-824-08	.804 (20,4)
	8 (4)	.372 (9,4)	.269 (6,8)	BB-127-08	.687 (17,4)	BB-227-08X	.912 (23,2)	—	.687 (17,4)	BB-827-08	.927 (23,6)
		.372 (9,4)	.269 (6,8)	BB-127-10	.687 (17,4)	BB-227-10X	.912 (23,2)	—	.687 (17,4)	BB-827-10	.927 (23,6)
16-14 1.2-3.0mm ² Heavy Duty	5-6 (3-3.5)	.385 (9,8)	.301 (7,7)	—	.812 (20,6)	—	1.103 (28,0)	—	—	†B-841-06HD	1.118 (28,4)
	8 (4)	.385 (9,8)	.301 (7,7)	—	.812 (20,6)	—	1.103 (28,0)	—	—	†B-841-08HD	1.118 (28,4)
	10 (-)	.385 (9,8)	.301 (7,7)	—	.812 (20,6)	B-241-10HDX	1.103 (28,0)	—	—	†B-841-10HD	1.118 (28,4)
	1/4 (6)	.543 (13,8)	.393 (10,0)	B-168-14HD	.965 (24,5)	B-268-14HDX	1.256 (31,9)	—	—	—	1.271 (32,3)
	5/16 (8)	.543 (13,8)	.393 (10,0)	B-168-56HD	.965 (24,5)	—	1.256 (31,9)	—	—	—	1.271 (32,3)
12-10 3.0-6.0mm ²	5-6 (3-3.5)	.385 (9,8)	.301 (7,6)	C-141-06	.812 (20,6)	C-241-06X	1.103 (28,0)	—	.812 (20,6)	†C-841-06	1.118 (28,4)
	8 (4)	.385 (9,8)	.301 (7,6)	C-141-08	.812 (20,6)	C-241-08X	1.103 (28,0)	C-341-08	.812 (20,6)	†C-841-08	1.118 (28,4)
	10 (-)	.385 (9,8)	.301 (7,6)	C-141-10	.812 (20,6)	C-241-10X	1.103 (28,0)	C-341-10	.812 (20,6)	†C-841-10	1.118 (28,4)
	1/4 (6)	.543 (13,8)	.393 (10,0)	C-168-14	.965 (24,5)	C-268-14X	1.256 (31,9)	—	.965 (24,5)	†C-868-14	1.271 (32,3)
	5/16 (8)	.543 (13,8)	.393 (10,0)	C-168-56	.965 (24,5)	—	1.256 (31,9)	C-368-56	.965 (24,5)	—	1.271 (32,3)

27

Product Specifications

Wire Range	Barrel Length	Material Thickness Max.	Insulation Color	Max. Wire Insulation Dia.		Circular Mil Area
				Insulkrimp®	Avikrimp®	
26-24 AWG	.145 (3,7)	.020 (1,9)	Yellow	.075 (1,9)	—	254-642
22-18 AWG	.175 (4,4)	.032 (0,8)	Red	.145 (3,7)	.140 (3,6)	509-2,600
16-14 Heavy Duty	.250 (6,4)	.050 (1,3)	Yellow	.250 (6,4)	.225 (5,7)	2,050-9,030
16-14 AWG	.175 (4,4)	.032 (0,8)	Blue	.175 (4,4)	.170 (4,3)	2,050-5,180
12-10 AWG	.250 (6,4)	.040 (1,0)	Yellow	.250 (6,4)	.225 (5,7)	5,180-13,100

†For heavier wire insulation the maximum wire insulation diameter can be expanded to .255 (6,5) by adding "X" to the end of the part number.
Note: For Terminals on Mylar Tape, add "T" at the end of loose piece part number.

CRIMP TIP . .

Facts About Crimped Joints

A fine stranded wire (large number of small diameter strands) usually improves crimped joint performance. A wire composed of a few strands of larger size will tend to act as a solid wire in the crimp. Some stranded wire crimp configurations are not satisfactory for solid wire. More deformation must be imposed in order to form wire and

barrel into a solid mass. On the other hand, finer strands will more readily fill the inside contour of the crimp shape and more evenly distribute strand formation and imposed loads.

Brazed barrel terminals usually give higher tensile test than the non-brazed (for specific values, tensile tests must be performed on each part.)