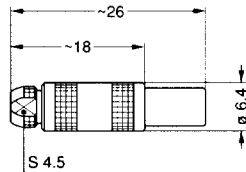



FFE Straight plug with front sealing ring, cable collet and nut for fitting a strain relief

	Cable group	Note
FFE.00.250.CTAC22Z	1	○
FFE.00.250.NTAC29Z	2-3-4	○
FFE.00.250.NTAC31Z	8	○

Note: the strain relief must be ordered separately (see page 29).

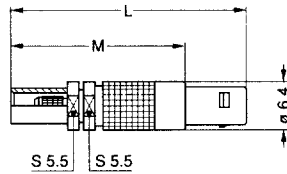

M1 Cable assembly – see page 34 ● IP56 (strain relief required)



FFF Straight plug, non-latching, with cable collet

	Cable group	Note
FFF.00.250.CTAC22	1	○
FFF.00.250.CTAC29	2-3-4	○
FFF.00.250.CTAC31	8	○

M1 Cable assembly – see page 34



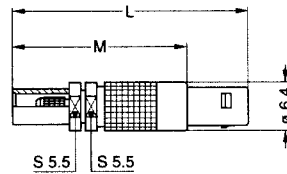

FFS Straight plug with cable crimping

	Cable group	Dim.		Note
		L	M	
FFS.00.250.CTCE24	1	31	23	○
FFS.00.250.CTCE30	2	31	23	○
FFS.00.250.CTCE31	3-4	31	23	●
FFS.00.250.CTCE35	8	31	23	○
FFS.00.250.CTCE44	5	31	23	○
FFS.00.250.CTCE52	6	34	26	●
FFS.00.250.CTCE56	7	31	23	○

Note: the strain relief must be ordered separately (see page 29).

M4 Cable assembly, crimp contact – see page 35

M5 Cable assembly, solder contact (on request) – see page 35



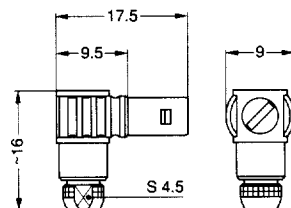

FFV Straight plug for cable crimping with improved screen efficiency

	Cable group	Dim.		Note
		L	M	
FFV.00.250.NTCE24	1	31	23	○
FFV.00.250.NTCE30	2	31	23	○
FFV.00.250.NTCE31	3-4	31	23	○
FFV.00.250.NTCE35	8	31	23	○
FFV.00.250.NTCE44	5	31	23	○
FFV.00.250.NTCE52	6	34	26	○
FFV.00.250.NTCE56	7	31	23	○

Note: the strain relief must be ordered separately (see page 29).

M4 Cable assembly, crimp contact – see page 34

M5 Cable assembly, solder contact (on request) – see page 35



FLA Elbow plug (90°) with cable collet

	Cable group	Note
FLA.00.250.CTAC22	1	●
FLA.00.250.CTAC27	2-4	●
FLA.00.250.CTAC31	3-8	●

M6 Cable assembly – see page 37 ● Available ○ On request