

AUTO-DIP[®] Switch

Automatically

Insertable, Wave

Solderable, Board

Washable DIP Switch

Features

Optimized Mechanical Features


- Fully sealed to withstand insertion shock, wave solder temperatures, and board washing
- Positive detent separated from contactor
- Compatible with Amistar, DynaPert, Universal, NETCO assembly and other machines

Optimized Contact System

- Redundant, wiping contact
- Contactor does not deflect during actuation
- Available low profile, medium and extended height actuator

Materials

- Series 209 - gold plated beryllium copper contacts
- Series 210 - gold flash plated beryllium copper contacts
- High temperature material (UL94V-0)
- RoHS compliant



Series 209 – Premium AUTO-DIP Switches
Series 210 – Economical AUTO-DIP Switches

Electrical and Mechanical Specifications

Switch Function

SPST- 2 through 10 and 12 positions

Switch Contact Resistance

Switch Series	Initial, max.	End of life, max.
209	25 milliohms	50 milliohms
210	100 milliohms	500 milliohms

Insulation Resistance

1,000 megohms minimum between insulated terminals

Dielectric Strength

500 VDC for 1 minute between adjacent switches

Nonswitching Rating

100 mA or 50 VDC maximum

Switch Capacitance

5 pF maximum between adjacent closed switches

Actuation Life

Series 209: 2,000 cycles switching @ 100 mA, 20 VDC or @ .1 mA, 5 VDC (dry circuit)

Series 210: 1,000 cycles switching @ 100 mA, 20 VDC or @ .1 mA, 5 VDC (dry circuit)

Allowable Solder Time

Up to 5 seconds at 260°C

Vibration

Per MIL-STD-202F, method 204D, condition B (.06" or 15 G's between 10 HZ to 2K HZ) with no contact inconsistencies greater than 1 microsecond.

Shock

Per MIL-STD-202F, method 213B, condition A (50 G's) with no contact inconsistencies greater than 1 microsecond.

Sealing

Standard bottom seal
 Optional top tape seal

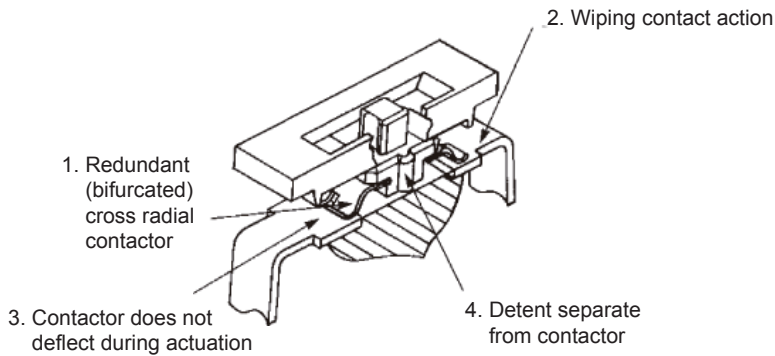
Operating Temperature

-40°C to +85°C

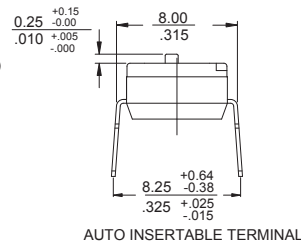
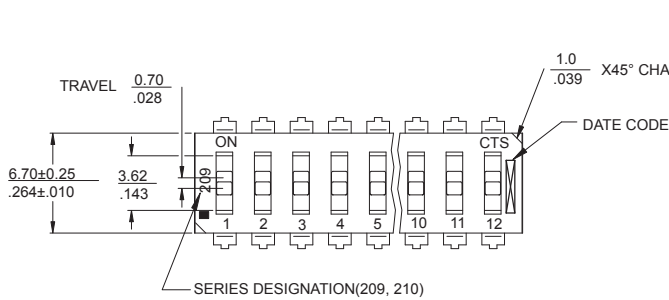
Packaging

Standard : Anti-Static tube packaging

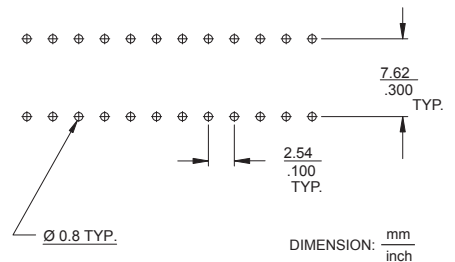
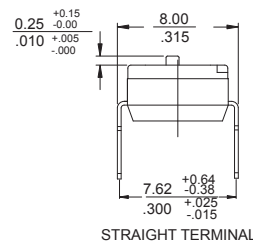
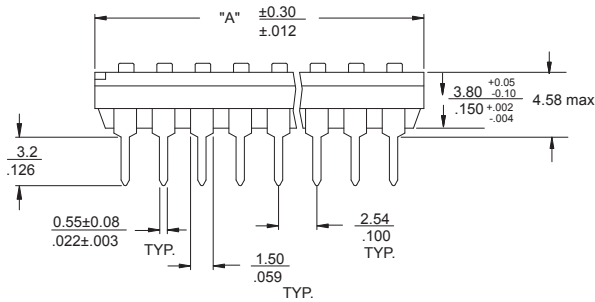
CTS AUTO-DIP® SERIES CONTACT FEATURES



1. **Value of Redundant (Bifurcated) Contacts:** Redundancy dramatically reduces the probability of contact failure, IMPROVING RELIABILITY.
2. **Value of Wiping Contact Action:** Clean contact area, IMPROVING RELIABILITY.
3. **Value of Contactor Not Deflecting During Actuation :** Constant contact pressure eliminates overstressing contacts, IMPROVING RELIABILITY.
4. **Value of Detent Separate from Contactor:** Separate detent allows optimization of nondeflecting contactor and detent designs, IMPROVING RELIABILITY.



"A" OVERALL DIMENSION	NO. OF SWITCH POSITIONS
6.55/.258	2
9.09/.358	3
11.63/.458	4
14.17/.558	5
16.71/.658	6
19.25/.758	7
21.79/.858	8
24.33/.958	9
26.87/1.058	10
31.95/1.258	12



Ordering Information

209/210 - 12 M S T F D

XX: NO. OF POSITION
 E: EXTENDED HEIGHT ACTUATOR(0.6mm/.024")
 M: MEDIUM ACTUATOR(0.25mm/.010")
 LP: LOW PROFILE (Flush)

BLANK : SHIP AT ON POSITION
 F : SHIP AT OFF POSITION
 BLANK : NO TOP TAPE SEAL
 * T: TOP TAPE SEAL
 * Not available on Extended actuator
 S: BOTTOM SEAL

BLANK : AUTO-INSERTABLE TERMINAL
 D : STRAIGHT TERMINAL