


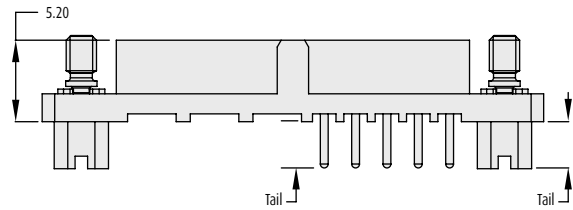
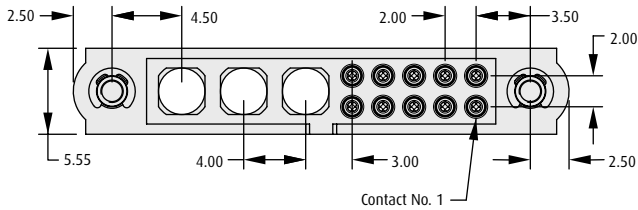
Datamate Connectors

Female PC Tail



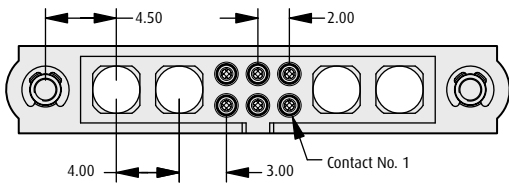
- ❖ Customer defined contact configurations.
- ❖ Jackscrews assembled where specified.
- ❖ Fully shrouded contacts.
- ❖ Polarised mouldings.
- ❖ Mates with connectors shown on pages 96 to 98.
- ❖ Special contacts are assembled where specified.
- ❖ For loose special contact see pages 101 to 107.

NON-SYMMETRICAL CONTACT CONFIGURATION



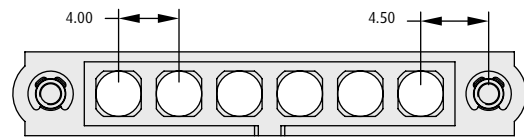
EXAMPLE OF PART NUMBER **M80-4TX10XX-03-000**

SYMMETRICAL CONTACT CONFIGURATION



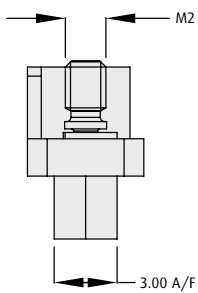
EXAMPLE OF PART NUMBER **M80-4TX06XX-22-000**

SPECIAL CONTACTS ONLY



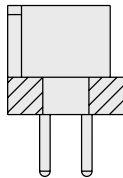
EXAMPLE OF PART NUMBER **M80-4TX00XX-60-000**

WITH SLOTTED JACKSCREWS



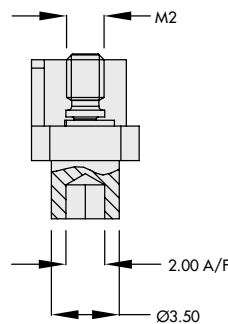
TAIL LENGTH	SERIES CODE
3mm	M80-4T1XXF1
4.5mm	M80-4T2XXF1

NO JACKSCREWS



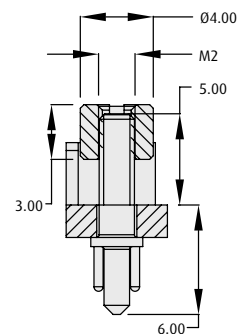
TAIL LENGTH	SERIES CODE
3mm	M80-4T1XX00
4.5mm	M80-4T2XX00

WITH HEX SOCKET JACKSCREWS



TAIL LENGTH	SERIES CODE
3mm	M80-4T1XXF2
4.5mm	M80-4T2XXF2

WITH PANEL MOUNT



TAIL LENGTH	SERIES CODE
3mm	M80-4T1XXF3
4.5mm	M80-4T2XXF3

For special contacts (coaxial and power) please see page 101 to 107

www.harwin.com

