

Fig. 1

- Series 830 and 831 interconnects are available in single and double row form.
- Single row interconnects having an even number of pins are now available with a left or right hand footprint.
- Headers (830 & 832) use MM# 6218 pins. (See page 166 for details)
- Sockets (831 & 833) use MM# 1802 receptacles and accept pin diameters from .015-.025. (See page 138 for details)
- Insulators are high temp. thermoplastic.

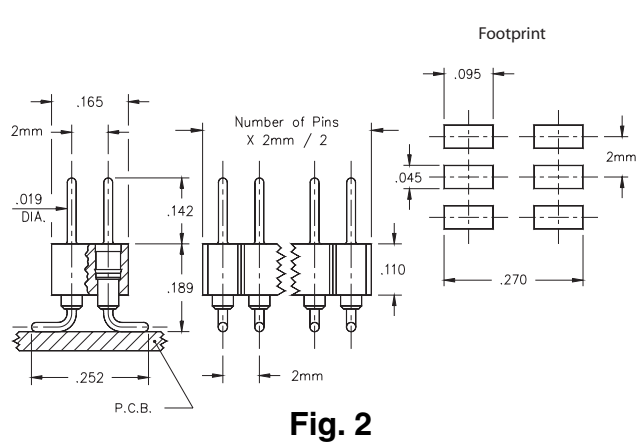
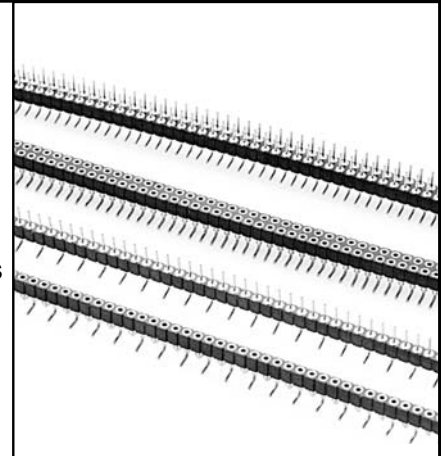


Fig. 2

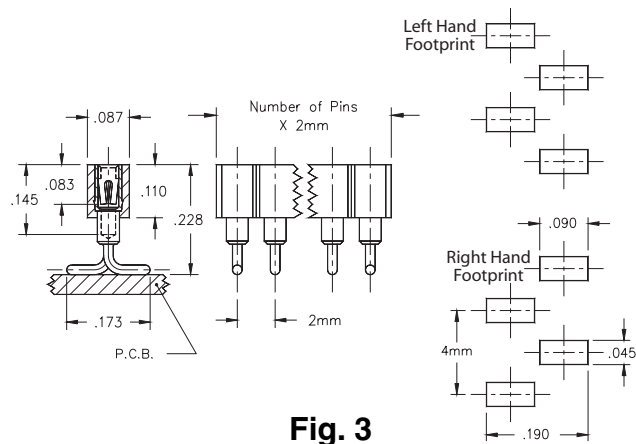


Fig. 3

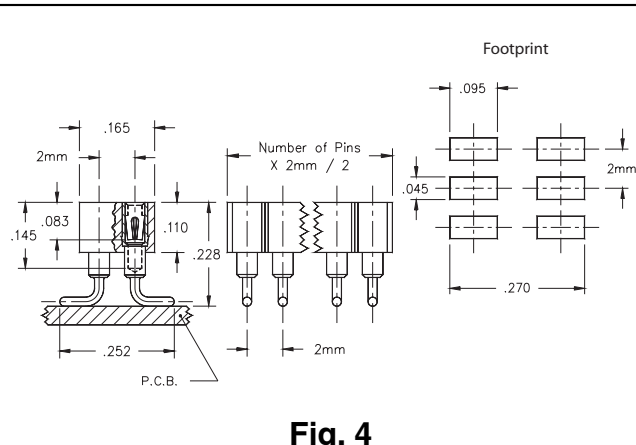


Fig. 4

Ordering Information

Fig. 1L	Single Row Header, Left Hand Footprint Odd or Even # of pins		
	830-XX-0__-30-001 Specify # of pins → 01-50		
Fig. 1R	Single Row Header, Right Hand Footprint Even # of pins		
	830-XX-0__-30-002 Specify even # of pins → 02-50		
Fig. 2	Double Row Header, Even # of pins		
	832-XX-__-30-001 Specify even # of pins → 002-100		
SPECIFY PLATING CODE XX=		10	90
Pin Plating		10μ" Au	200μ" Sn/Pb
Fig. 3L	Single Row Socket, Left Hand Footprint Odd or Even # of pins		
	831-XX-0__-30-001 Specify # of pins → 01-50		
Fig. 3R	Single Row Socket, Right Hand Footprint Even # of pins		
	831-XX-0__-30-002 Specify even # of pins → 02-50		
Fig. 4	Double Row Socket, Even # of pins		
	833-XX-__-30-001 Specify even # of pins → 002-100		
SPECIFY PLATING CODE XX=		93	99
Sleeve (Pin)		200μ" Sn/Pb	200μ" Sn/Pb
Contact (Clip)		30μ" Au	200μ" Sn/Pb