

# Insulated header for panel mount feed through, Spacing: 5.08 mm

# wiecon

codable

## Wire wrap connection 1 x 1

Max. pin diameter: 0.8 mm

Rated current: 6.5 A

## Solder eyelets

Rated cross section:

1.5 mm<sup>2</sup> solid/

1.0 mm<sup>2</sup> fine stranded

Rated current: 12 A

## Quick connect tabs 2.8 x 0.8 DIN 46249

Rated cross section:


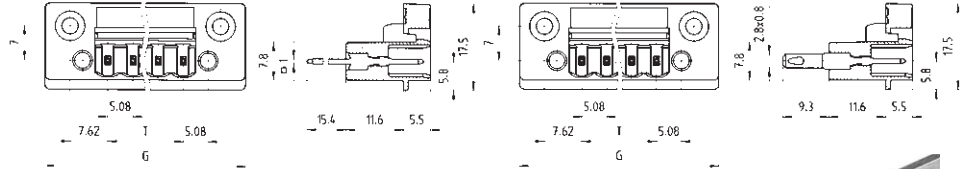
1.0 mm<sup>2</sup> fine stranded

Rated current: 8 A


250 V/4 kV/3 – Overvoltage category III

400 V/4 kV/2 – Overvoltage category II

1000 V/4 kV/1 – Overvoltage category I



wire wrap



with solder eyelets / quick connect tabs

## Type 8213 S/... DFWW, 8213 S/... DFWW M

No. 22 – 12 AWG

300 V

6.5 A

No. 22 – 12 AWG

300 V

6.5 A



## Type 8213 S/... DFLS, 8213 S/... DFLS M

No. 22 – 12 AWG

300 V

12/8 A

No. 22 – 12 AWG

300 V

8 A



Rated voltages: VDE 0110

UL ratings

CSA ratings

Approvals

Std. pack	G	T	Poles	Part no.	Part no.	Part no.	Part no.
<b>Spacing: 5.08 mm</b>				unmarked	unmarked	unmarked	unmarked
100	30.48	5.08	2	25.303.0253.0	25.313.0253.0	25.303.3253.0	25.313.3253.0
100	35.56	10.16	3	25.303.0353.0	25.313.0353.0	25.303.3353.0	25.313.3353.0
50	40.64	15.24	4	25.303.0453.0	25.313.0453.0	25.303.3453.0	25.313.3453.0
50	45.72	20.32	5	25.303.0553.0	25.313.0553.0	25.303.3553.0	25.313.3553.0
50	50.80	25.40	6	25.303.0653.0	25.313.0653.0	25.303.3653.0	25.313.3653.0
50	55.88	30.48	7	25.303.0753.0	25.313.0753.0	25.303.3753.0	25.313.3753.0
50	60.96	35.56	8	25.303.0853.0	25.313.0853.0	25.303.3853.0	25.313.3853.0
50	66.04	40.64	9	25.303.0953.0	25.313.0953.0	25.303.3953.0	25.313.3953.0
50	71.12	45.72	10	25.303.1053.0	25.313.1053.0	25.303.4053.0	25.313.4053.0
50	76.20	50.80	11	25.303.1153.0	25.313.1153.0	25.303.4153.0	25.313.4153.0
50	81.28	55.88	12	25.303.1253.0	25.313.1253.0	25.303.4253.0	25.313.4253.0
50	86.36	60.96	13	25.303.1353.0	25.313.1353.0	25.303.4353.0	25.313.4353.0
50	91.44	66.04	14	25.303.1453.0	25.313.1453.0	25.303.4453.0	25.313.4453.0
50	96.52	71.12	15	25.303.1553.0	25.313.1553.0	25.303.4553.0	25.313.4553.0
50	101.60	76.20	16	25.303.1653.0	25.313.1653.0	25.303.4653.0	25.313.4653.0
17 to 22pole upon request				without screw flange	with screw flange	without screw flange	with screw flange
<b>Mounting dimensions</b>							
	a	b					
	13.18	20.32	2				
	18.26	25.40	3				
	23.34	30.48	4				
	28.42	35.56	5				
	33.50	40.64	6				
	38.58	45.72	7				
	43.66	50.80	8				
	48.74	55.88	9				
	53.82	60.96	10				
	58.90	66.04	11				
	68.98	71.12	12				
	69.06	76.20	13				
	74.14	81.28	14				
	79.22	86.36	15				
	84.30	91.44	16				
17 to 24pole upon request							
<b>Accessories:</b>							
Coding piece (strip)	100			05.561.0053.0			05.561.0053.0
Set of screws	100			Z6.012.0812.0			Z6.012.0812.0